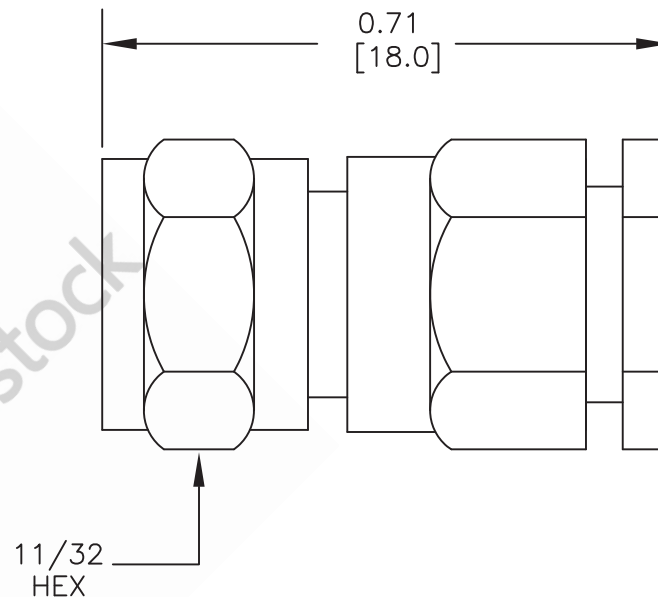
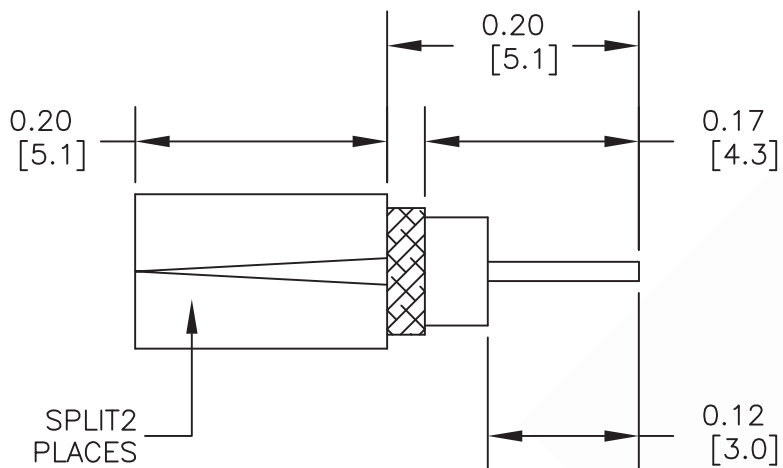
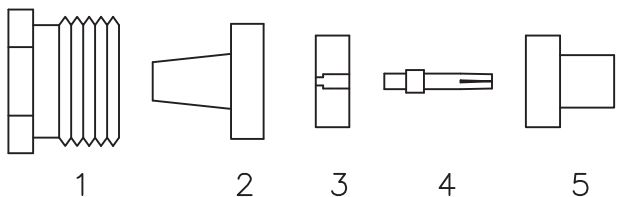


75 Ohm SMC Plug Connector Clamp/Solder Attachment for RG179, RG187



ASSEMBLY PROCEDURES

1. SLIDE CLAMP NUT (1) OVER CABLE. STRIP CABLE AS SHOWN. DO NOT NICK BRAID & CENTER CONDUCTOR. SLIT JACKET IN 2 PLACES. TIN CENTER CONDUCTOR.
2. SLIDE CONE ASSEMBLY (2) OVER DIELECTRIC & UNDER BRAID. SLIDE REAR INSULATOR (3) OVER CENTER CONDUCTOR RESTING AGAINST CONE ASSEMBLY (2).
3. SOLDER CONTACT (4) TO CENTER CONDUCTOR THROUGH HOLE IN CONTACT. SLIDE FRONT INSULATOR (5) OVER CONTACT. INSERT CABLE ASSEMBLY INTO BODY & TIGHTEN.



8TH FLOOR, BUILDING 1, YONGFU SCIENCE AND TECHNOLOGY CENTER INDUSTRIAL PARK, NANZHA DISTRICT 5, HUMEN, 523900, DONGGUAN, GUANGDONG, CHINA

ebeestock

WEBSITE: [www.ebeestock.com](http://www.ebeestock.com)  
EMAIL: [sales@ebeestock.com](mailto:sales@ebeestock.com)

DWG TITLE

ET10242

NOTES:

1. UNLESS OTHERWISE SPECIFIED ALL DIMENSIONS ARE NOMINAL.
2. ALL SPECIFICATIONS ARE SUBJECT TO CHANGE WITHOUT NOTICE AT ANY TIME.
3. DIMENSIONS ARE IN INCHES [mm].
4. FITS MIL-C-17 AND EQUIVALENT CABLES.

FSCM NO. 53919

CAD FILE 101512-B

SCALE N/A

SIZE A

2233