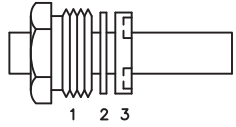


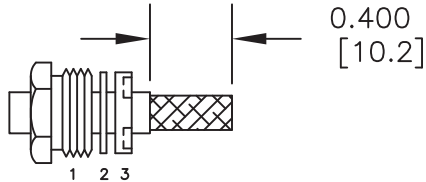
ASSEMBLY PROCEDURES

BNC Female Bulkhead Mount Connector Clamp/Solder Attachment for RG178, RG196, .480 inch D Hole

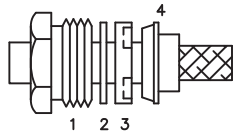
1. SLIDE CLAMP NUT (1), WASHER (2) & GASKET (3) OVER CABLE AS SHOWN.



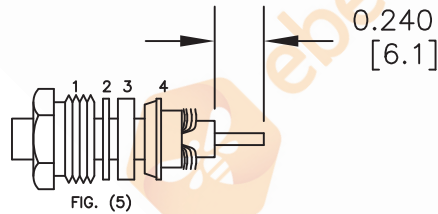
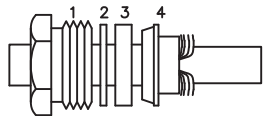
2. TRIM PER DIMENSIONS. *NOTE: DO NOT NICK BRAID WHILE CUTTING JACKET.



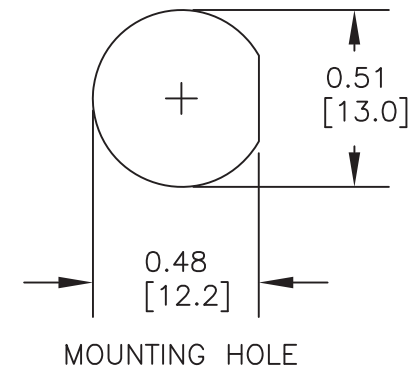
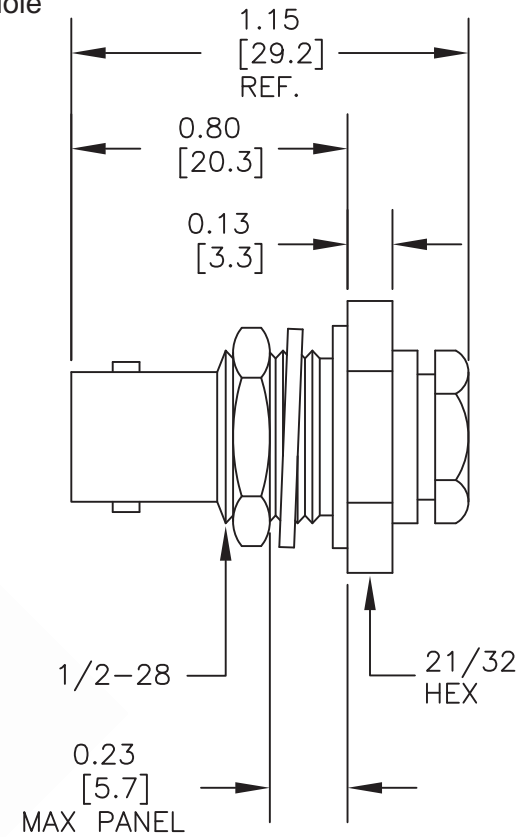
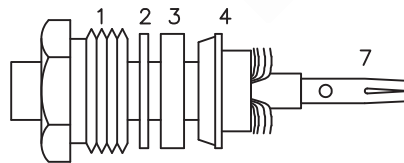
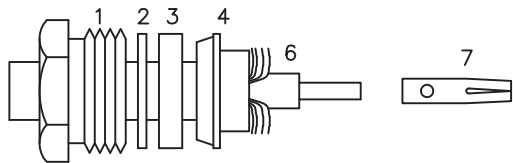
3. SLIDE BRAID CLAMP (4) OVER BRAID UNTIL IT STOPS ON CABLE JACKET. *NOTE: TAPER END OF BRAID IF NEEDED TO ASSIST IN ASSEMBLY OF BRAID CLAMP (4).



4. FLAIR BRAID AS SHOWN OVER BRAID CLAMP (4) AND TRIM BRAID BACK TO SHOULDER. STRIP CABLE DIELECTRIC AS SHOWN IN FIGURE (5).



5. INSERT SMALL DIELECTRIC CYLINDER (6) BEFORE THE CONTACT WITH LARGE OPEN END SLIDING OVER CENTER CONDUCTOR AND CABLE DIELECTRIC. INSTALL CONTACT BY SOLDERING TO CABLE CENTERCONDUCTOR LEAVING NO GAPS (7). *NOTE: DO NOT OVER HEAT DIELECTRIC CYLINDER (6) DURING SOLDER PROCESS. REMOVE ANY EXCESS SOLDER FROM CONTACT. INSERT ASSEMBLY INTO CONNECTOR BODY AND TIGHTEN NUT.



8TH FLOOR, BUILDING 1, YONGFU SCIENCE AND TECHNOLOGY
CENTER INDUSTRIAL PARK, NANZHA DISTRICT 5,
HUMEN, 523900, DONGGUAN, GUANGDONG, CHINA

WEBSITE: www.ebeestock.com
EMAIL: sales@ebeestock.com

ebeestock

DWG TITLE

ET10372

NOTES:

1. UNLESS OTHERWISE SPECIFIED ALL DIMENSIONS ARE NOMINAL.
2. ALL SPECIFICATIONS ARE SUBJECT TO CHANGE WITHOUT NOTICE AT ANY TIME.
3. DIMENSIONS ARE IN INCHES [mm].
4. FITS MIL-C-17 AND EQUIVALENT CABLES.

FSCM NO. 53919

CAD FILE 020314

SCALE N/A

SIZE A

2233