SMA Female Connector Solder Attachment .047 inch End Launch PCB, .030 inch Pin Diameter



RF Connectors Technical Data Sheet

ET11235

Configuration

- SMA Female Connector
- MIL-C-39012
- 50 Ohms
- Straight Body Geometry
- .047 inch End Launch Interface Type
- Solder Attachment

Features

- Max. Operating Frequency 18 GHz
- Gold over Nickel Plated Beryllium Copper Contact
- 50 µin minimum contact plating

Applications

- General Purpose Test
- PCB Applications

Description

Ebeestock's ET11235 SMA female connector with solder attachment for .047 inch end launch PCB is part of our full line of RF components available for same-day shipping. Our SMA female connector operates up to a maximum frequency of 18 GHz.

Our SMA female connector ET11235 datasheet specifications and drawing with dimensions are shown below in this PDF. Ebeestock's broad catalog of RF, microwave and millimeter wave connectors allows designers to configure and customize their signal connections however they like. Whether the need is to provide an I/O for a board design, or simply create a custom cable assembly configuration, Ebeestock has the right connector for the job. Ebeestock can also expertly build your custom cable assemblies for you and ship same-day.

Electrical Specifications

Description	Minimum	Typical	Maximum	Units
Frequency Range	DC		18	GHz
Operating Voltage (AC)			335	Vrms
Dielectric Withstanding Voltage (AC)			1,000	Vrms
High Potential Voltage at 4 and 7 MHz			670	Vrms
Corona Discharge at 70,000 feet			250	Vrms
Insulation Resistance	5,000			MOhms

Click the following link (or enter part number in "SEARCH" on website) to obtain additional part information including price, inventory and certifications: SMA Female Connector Solder Attachment .047 inch End Launch PCB, .030 inch Pin Diameter ET11235

8th Floor, Building 1, Yongfu Science and Technology Center Industrial Park,
Nanzha District 5, Humen,523900, Dongguan, Guangdong, China.

Webstie:www.ebeestock.com Email:sales@ebeestock.com

© 2022 Ebeestock Enterprises All Rights Reserved

SMA Female Connector Solder Attachment .047 inch End Launch PCB, .030 inch Pin Diameter



RF Connectors Technical Data Sheet

ET11235

Mechanical Specifications

Size

Length	0.562 in [14.27 mm]
Width/Dia.	0.375 in [9.53 mm]
Height	0.312 in [7.92 mm]
Weight	0.003 lbs [1.36 g]
Mating Cycles	500 Cycles

Material Specifications

Description	Material	Plating
Contact	Beryllium Copper	Gold over Nickel 50 µin minimum
Insulation	PTFE	
Body	Brass	Gold over Nickel 10 µin minimum

Environmental Specifications

Temperature

Operating Range	-65 to +165 deg C
Humidity	MIL-STD-202, Method 106
Shock	MIL-STD-202, Method 213, Condition I
Vibration	MIL-STD-202, Method 204, Condition D
Thermal Shock	MIL-STD-202, Method 107, Condition B
Salt Spray	MIL-STD-202, Method 101, Condition B

Click the following link (or enter part number in “SEARCH” on website) to obtain additional part information including price, inventory and certifications: SMA Female Connector Solder Attachment .047 inch End Launch PCB, .030 inch Pin Diameter ET11235

8th Floor, Building 1, Yongfu Science and Technology Center Industrial Park,
Nanzha District 5, Humen,523900, Dongguan, Guangdong, China.

Webstie:www.ebeestock.com Email:sales@ebeestock.com

© 2022 Ebeestock Enterprises All Rights Reserved

SMA Female Connector Solder Attachment .047 inch End Launch PCB, .030 inch Pin Diameter



RF Connectors Technical Data Sheet ET11235

Compliance Certifications (see product page for current document)

Plotted and Other Data

Notes:

SMA Female Connector Solder Attachment .047 inch End Launch PCB, .030 inch Pin Diameter from Ebeestock Enterprises has same day shipment for domestic and International orders. Our RF, microwave and millimeter wave products maintain a 99% availability and are part of the broadest selection in the industry.

Click the following link (or enter part number in “SEARCH” on website) to obtain additional part information including price, inventory and certifications: SMA Female Connector Solder Attachment .047 inch End Launch PCB, .030 inch Pin Diameter ET11235

URL: https://www.ebeestock.com/sma-female-connector-solder-attachment-047-inch-end-launch-pcb-030-inch-pin-diameter-0011235

The information contained in this document is accurate to the best of our knowledge and representative of the part described herein. It may be necessary to make modifications to the part and/or the documentation of the part, in order to implement improvements. Ebeestock reserves the right to make such changes as required. Unless otherwise stated, all specifications are nominal. Ebeestock does not make any representation or warranty regarding the suitability of the part described herein for any particular purpose, and Ebeestock does not assume any liability arising out of the use of any part or documentation.

8th Floor, Building 1, Yongfu Science and Technology Center Industrial Park,
Nanzha District 5, Humen,523900, Dongguan, Guangdong, China.

Webstie:www.ebeestock.com Email:sales@ebeestock.com

© 2022 Ebeestock Enterprises All Rights Reserved

ET11235 CAD Drawing

SMA Female Connector Solder Attachment .047 inch
End Launch PCB, .030 inch Pin Diameter

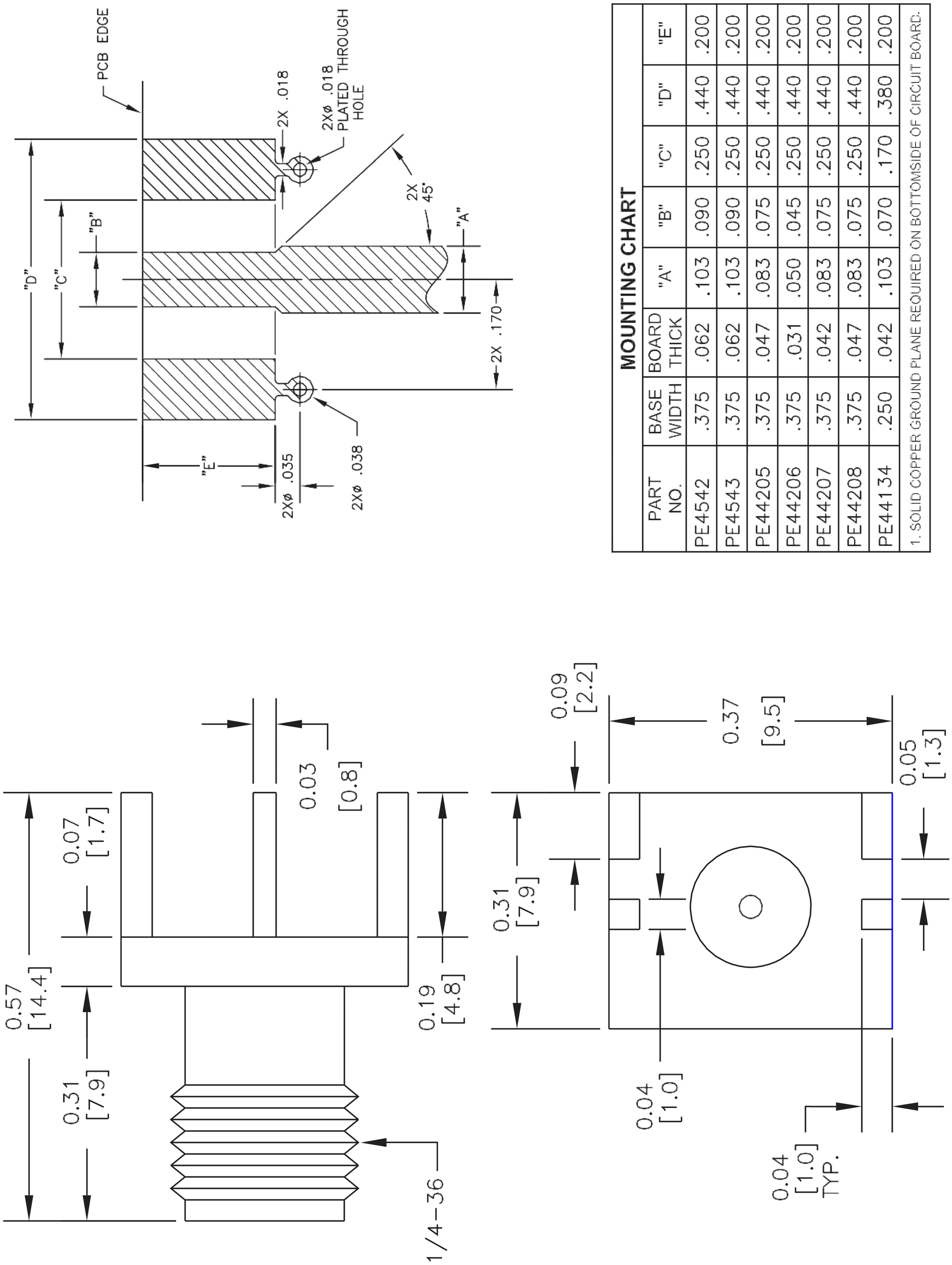

MOUNTING CHART

PART NO.	BASE WIDTH	BOARD THICK	"A"	"B"	"C"	"D"	"E"
PE4542	.375	.062	.103	.090	.250	.440	.200
PE4543	.375	.062	.103	.090	.250	.440	.200
PE44205	.375	.047	.083	.075	.250	.440	.200
PE44206	.375	.031	.050	.045	.250	.440	.200
PE44207	.375	.042	.083	.075	.250	.440	.200
PE44208	.375	.047	.083	.075	.250	.440	.200
PE44134	.250	.042	.103	.070	.170	.380	.200

1. SOLID COPPER GROUND PLANE REQUIRED ON BOTTOMSIDE OF CIRCUIT BOARD.

NOTES:
1. UNLESS OTHERWISE SPECIFIED ALL DIMENSIONS ARE NOMINAL.
2. ALL SPECIFICATIONS ARE SUBJECT TO CHANGE WITHOUT NOTICE AT ANY TIME.
3. DIMENSIONS ARE IN INCHES [mm].
4. FITS MIL-C-17 AND EQUIVALENT CABLES.

DWG TITLE: ET11235

FSCM NO. 53919

CAD FILE: 032513-A | SCALE: N/A | SIZE: A | 2233

ebeestock
Ebeestock.com
8th Floor, Building 1, Yongfu Science and Technology Center Industrial Park, Nanzha District 5, Humen,523900, Dongguan, Guangdong, China.
Webstie: www.ebeestock.com Email: sales@ebeestock.com

© 2022 Ebeestock Enterprises All Rights Reserved