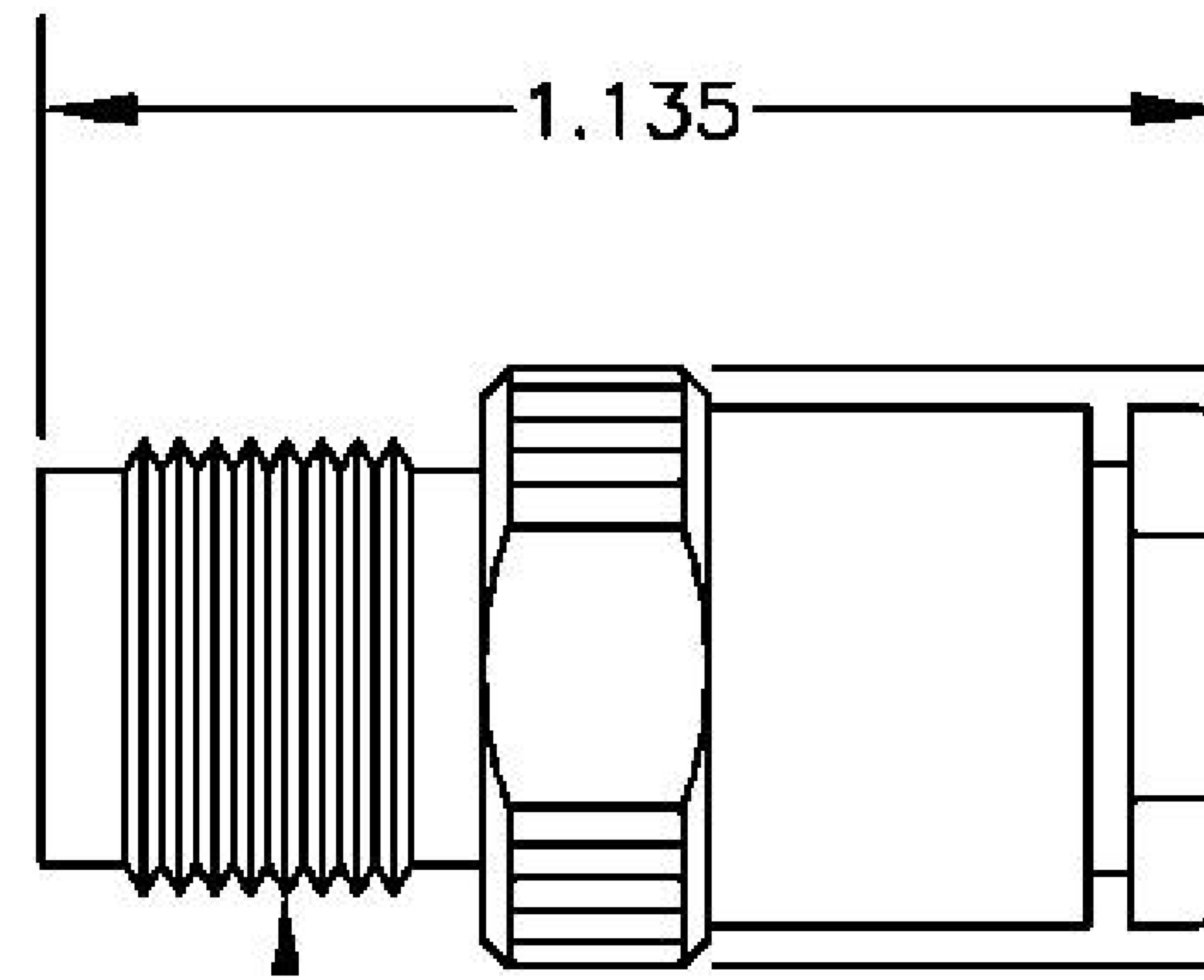


**MATERIALS**

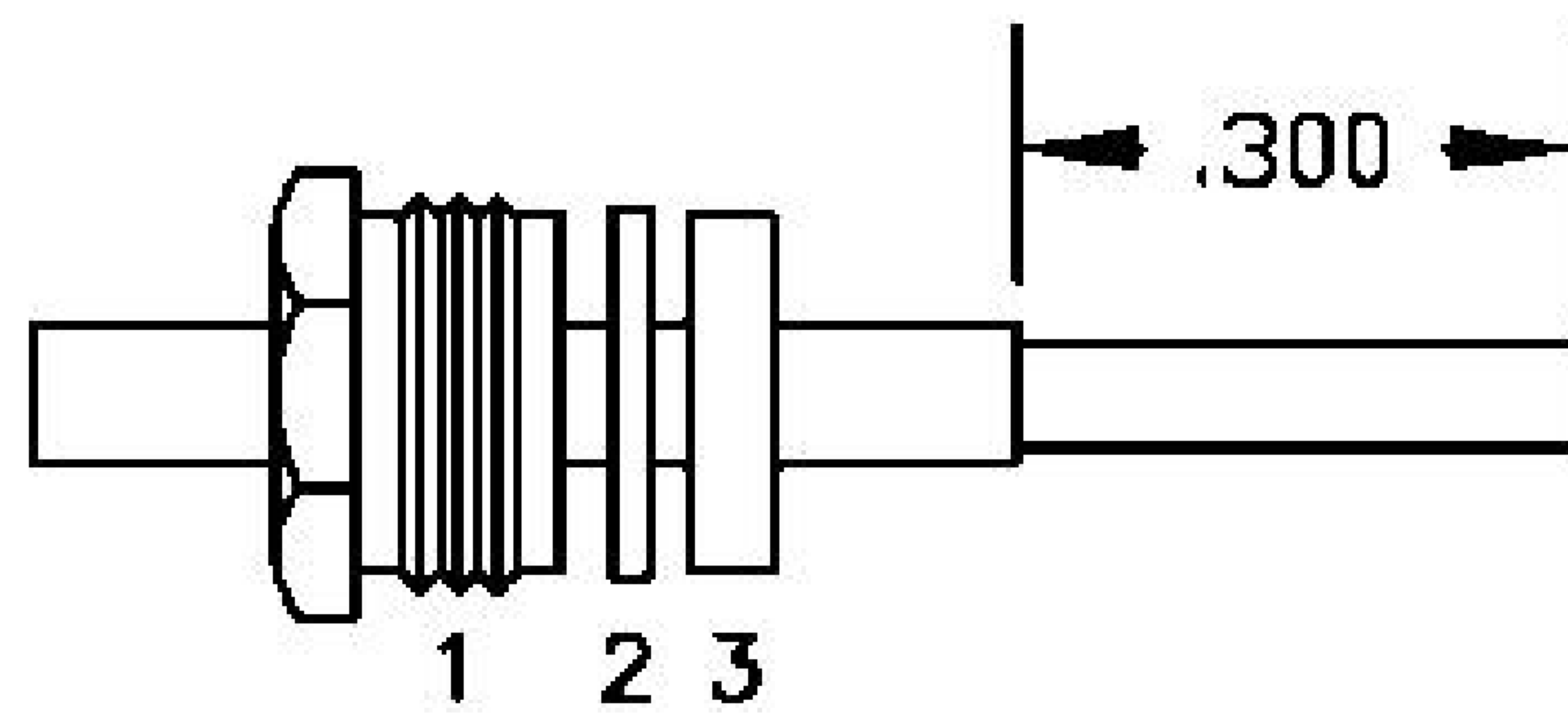
<b>BODY</b>	<b>BRASS NICKEL PLATED</b>
<b>CONTACT</b>	<b>GOLD PLATED</b>
<b>INSULATOR</b>	<b>PTFE</b>

**SOLDER ADAPTER BRASS GOLD PLATED**



1- .4375-28 UNEF-2A

ASSEMBLY PROCEDURES



1. SLIDE CUMMP NUT (1), WASHER (2) & GASKET (3) OVER CABLE. STRIP CABLE AS SHOWN IN ASSEMBLY (A). DO NOT CUT DIELECTRIC.

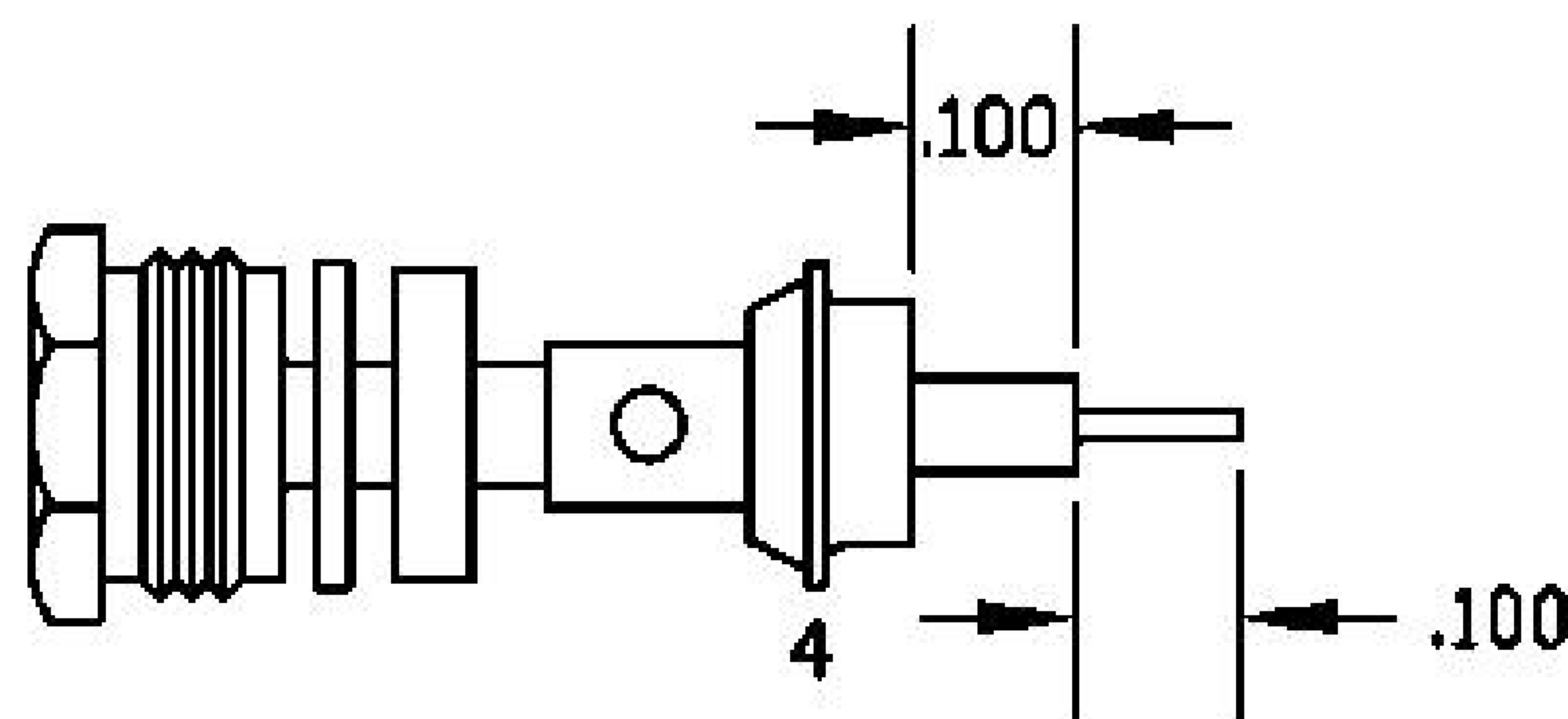
ASSEMBLY (A) CONDUCTOR. SOLDER ADAPTER (4) TO OUTER CONDUCTOR USING MINIMUM HEAT.

SLIDE

ADAPTER (4) OVER CABLE UNTIL

STRIP CABLE AS SHOWN IN ASSEMBLY (B). SOLDER CONTACT TO CENTER CONDUCTOR. SLIDE ASSEMBLY FORWARD & TIGHTEN TO

3. BODY.



ASSEMBLY (B)

ADAPTER (4) BOTTOMS ON OUTER



8th Floor, Building 1, Yongfu Science and Technology Center Industrial Park, Nanzha District 5, Humen, 523900, Dongguan, Guangdong, China.

Website: [www.ebeestock.com](http://www.ebeestock.com)

Email: [sales@ebeestock.com](mailto:sales@ebeestock.com)

**COAXIAL & FIBER OPTICS**

DWG TITLE	ET11814	DES_	rp-tn-c-female-connector-clamp-solder-attachment-for-pe-sr402al-pe-sr402fl-rg402-0011814
SIZE A   FSCM NO. 53919   CAD FILE 073102   SCALE N/A		127	

**NOTES:**

- UNLESS OTHERWISE SPECIFIED ALL DIMENSIONS ARE NOMINAL.
- ALL SPECIFICATIONS ARE SUBJECT TO CHANGE WITHOUT NOTICE AT ANY TIME.