1.85mm Male to 1.85mm Male Skew Matched Pair Cable 48 Inch L ength Using ET-P106LL Coax

RF Cable Assemblies Technical Data Sheet ET13261

Configuration

- Connector 1: 1.85mm Male
- Connector 2: 1.85mm Male
- Cable Type: ET-P106LL
- Channels: 2

Features

- Max Frequency 67 GHz
- 78% Phase Velocity
- Double Shielded
- FEP Jacket
- 2 ps Delay Match
- Excellent VSWR of 1.4:1
- 100% tested up to 67 GHz
- Extremely Flexible
- Polarity Indicators on Cable Ends

Applications

- General Purpose
- Laboratory Use
- Jitter measurements
- 56 Gbps SERDES
- Differential signals
- Physical Layer measurement
- Signal integrity measurements

Description

Ebeestock's skew matched cable pair using ET-P106LL coax and 1.85mm male connections is part of our full line of RF components available for same-day shipping. These 1.85mm male to 1.85mm male delay matched cable pairs deliver low intrinsic skew to support jitter analysis, SERDES development and other signal integrity applications. Each 1.85mm skew matched pair of RF cable assemblies is 100% tested for delay match, insertion loss and VSWR. Each 1.85mm phase matched cable pair also includes a unique serial number and color-coded polarity indicators to simplify differential measurements.

Our 1.85mm male to 1.85mm male skew matched cable pair 48 Inch length using ET-P106LL coax, RoHS datasheet specifications and drawing with dimensions are shown below in this PDF. Whether the need is to provide superior signal integrity, higher data rates or phased matched cable systems, Ebeestock has the right cable assemblies for the job.

Click the following link (or enter part number in "SEARCH" on website) to obtain additional part information including price, inventory and certifications: 1.85mm Male to 1.85mm Male Skew Matched Pair Cable 48 Inch Length Using ET-P106LL Coax ET13261

8th Floor, Building 1, Yongfu Science and Technology Center Industrial Park,
Nanzha District 5, Humen,523900, Dongguan, Guangdong, China.

Webstie:www.ebeestock.com Email:sales@ebeestock.com

© 2022 Ebeestock Enterprises All Rights Reserved

1.85mm Male to 1.85mm Male Skew Matched Pair Cable 48 Inch L ength Using ET-P106LL Coax

RF Cable Assemblies Technical Data Sheet ET13261

Electrical Specifications

Description	Minimum	Typical	Maximum	Units
Frequency Range	DC		67	GHz
VSWR			1.4:1	
Velocity of Propagation		78		%
Capacitance		25.91 [85.01]		pF/ft [pF/m]
Dielectric Withstanding Voltage (AC)			500	Vrms
Channel-to-Channel Delay Match			2	ps

Specifications by Frequency

Description	F1	F2	F3	F4	F5	Units
Frequency	5	18	40	50	67	GHz
Insertion Loss (Max.)	1.9	3.6	5.5	6.5	8.2	dB

Electrical Specification Notes:
Electrical specifications are per channel. Delay match applies when cables are bent in same shape/configuration.

Mechanical Specifications

Cable Assembly

Length*	48 in [121.92 cm]

Cable

Cable Type	ET-P106LL
Impedance	50 Ohms
Inner Conductor Type	Solid
Inner Conductor Material and Plating	Copper, Silver
Dielectric Type	PTFE
Number of Shields	2
Shield Layer 1	Silver Plated Copper
Shield Layer 2	Silver Plated Copper
Jacket Material	FEP
Jacket Diameter	0.106 in [2.69 mm]

Click the following link (or enter part number in “SEARCH” on website) to obtain additional part information including price, inventory and certifications: 1.85mm Male to 1.85mm Male Skew Matched Pair Cable 48 Inch Length Using ET-P106LL Coax ET13261

8th Floor, Building 1, Yongfu Science and Technology Center Industrial Park,
Nanzha District 5, Humen,523900, Dongguan, Guangdong, China.

Webstie:www.ebeestock.com Email:sales@ebeestock.com

© 2022 Ebeestock Enterprises All Rights Reserved

1.85mm Male to 1.85mm Male Skew Matched Pair Cable 48 Inch L ength Using ET-P106LL Coax

RF Cable Assemblies Technical Data Sheet ET13261

Connectors

Description	Connector 1	Connector 2
Type	1.85mm Male	1.85mm Male
Impedance	50 Ohms	50 Ohms

Mechanical Specification Notes:

Environmental Specifications

Temperature

Operating Range -40 to +125 deg C

Compliance Certifications (see product page for current document)

Plotted and Other Data

Notes:

Typical Performance Data

Cable Length	Tolerance
3.94 in - 11.42 in	+0.197 in/-0.0
11.81 in - 38.98 in	+0.591 in/-0.0
39.37 in - 117.72 in	+1.181 in/-0.0
118.11 in - 393.31 in	+1.969 in/-0.0
393.70 in - 3937.01 in	+3.937 in/-0.0

Click the following link (or enter part number in “SEARCH” on website) to obtain additional part information including price, inventory and certifications: 1.85mm Male to 1.85mm Male Skew Matched Pair Cable 48 Inch Length Using ET-P106LL Coax ET13261

8th Floor, Building 1, Yongfu Science and Technology Center Industrial Park,
Nanzha District 5, Humen,523900, Dongguan, Guangdong, China.

Webstie:www.ebeestock.com Email:sales@ebeestock.com

© 2022 Ebeestock Enterprises All Rights Reserved

1.85mm Male to 1.85mm Male Skew Matched Pair Cable 48 Inch L ength Using ET-P106LL Coax

RF Cable Assemblies Technical Data Sheet ET13261

ET13261 TYPICAL PERFORMANCE DATA

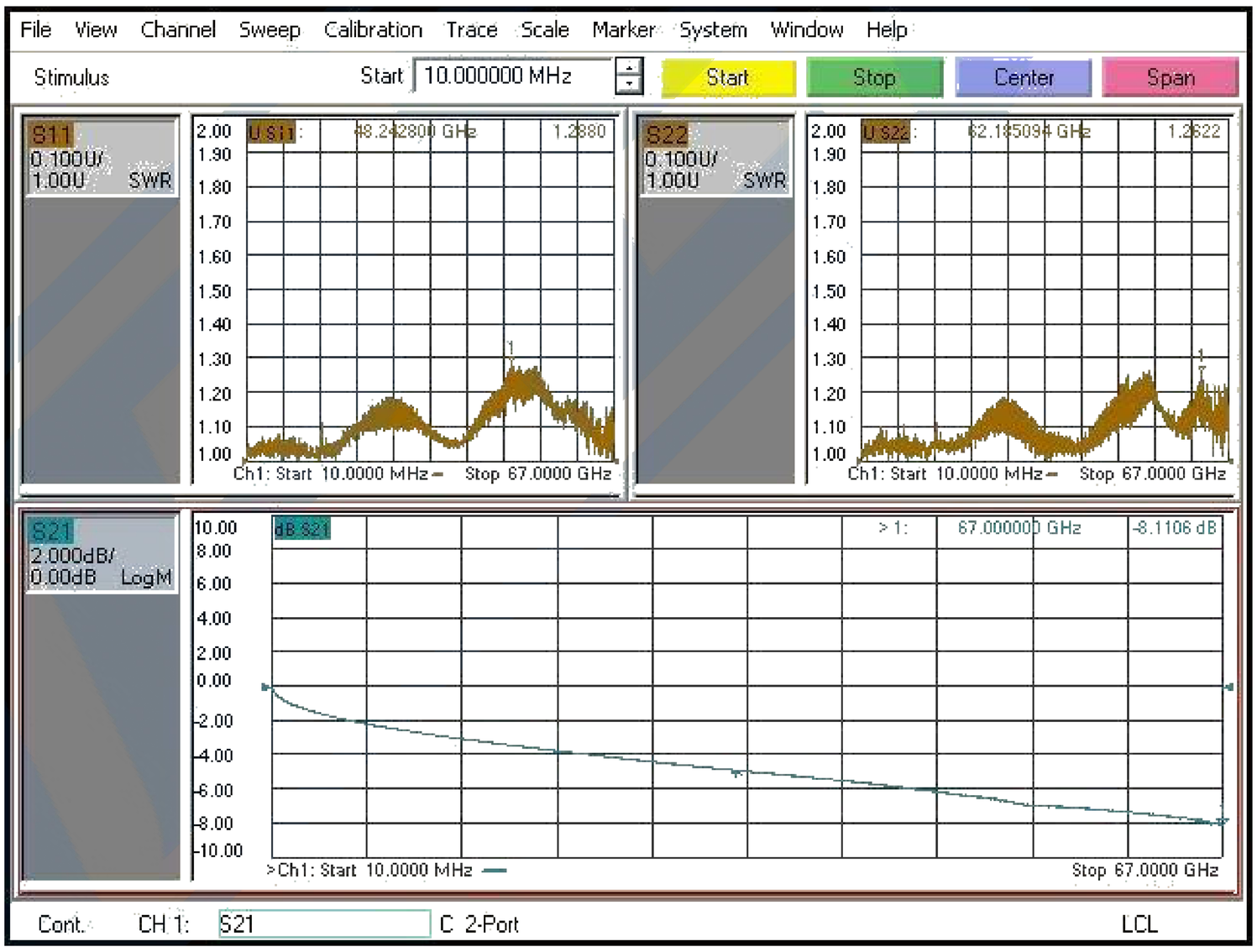

Electrical Length (One Direction) = 5275.754ps max deviation (2 PS)

Click the following link (or enter part number in “SEARCH” on website) to obtain additional part information including price, inventory and certifications: 1.85mm Male to 1.85mm Male Skew Matched Pair Cable 48 Inch Length Using ET-P106LL Coax ET13261

8th Floor, Building 1, Yongfu Science and Technology Center Industrial Park,
Nanzha District 5, Humen,523900, Dongguan, Guangdong, China.

Webstie:www.ebeestock.com Email:sales@ebeestock.com

© 2022 Ebeestock Enterprises All Rights Reserved

1.85mm Male to 1.85mm Male Skew Matched Pair Cable 48 Inch L ength Using ET-P106LL Coax

RF Cable Assemblies Technical Data Sheet ET13261

ET13261 TYPICAL PERFORMANCE DATA

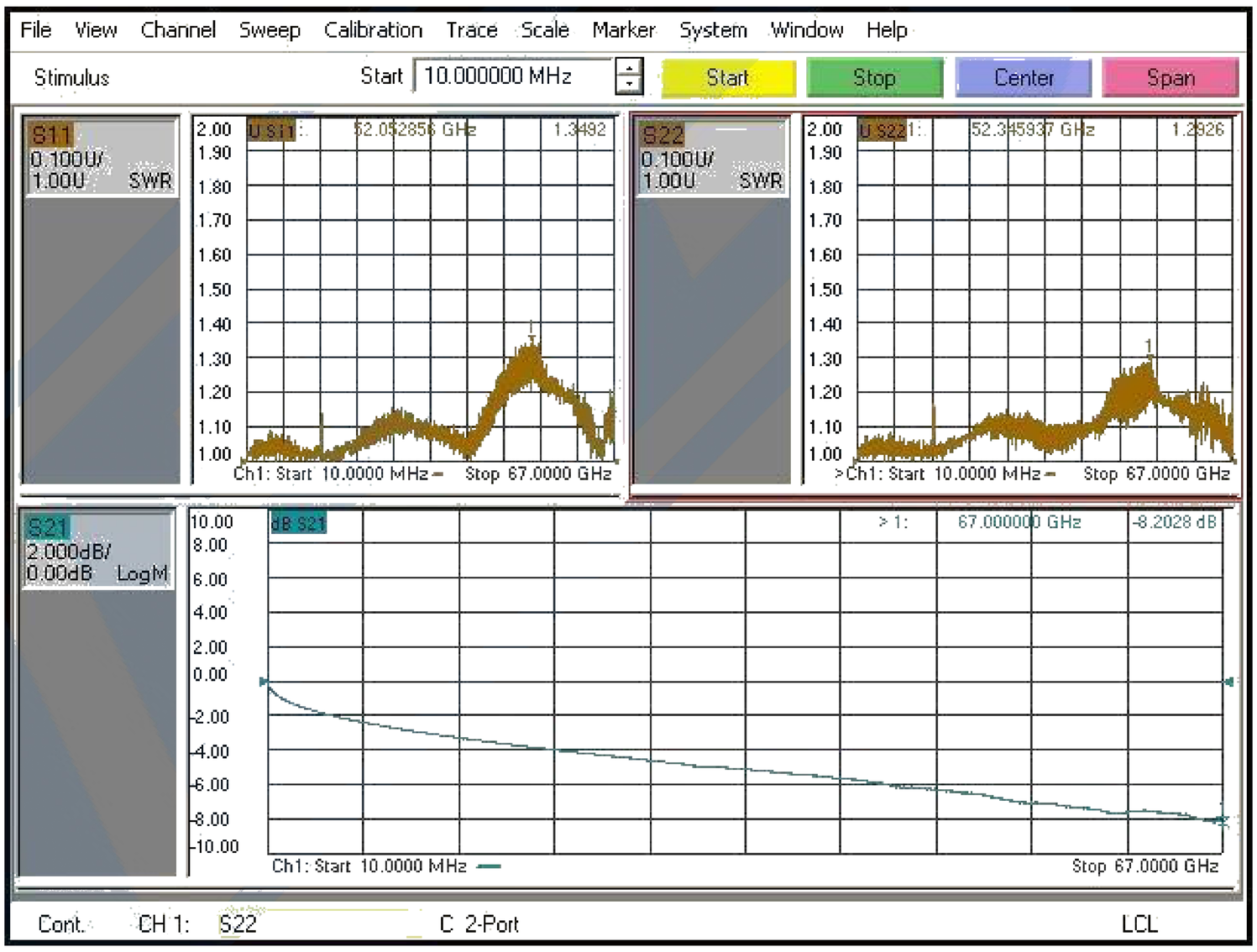

Electrical Length (One Direction) = 5276.922ps max deviation (2 PS) = 10553.844ps

Click the following link (or enter part number in “SEARCH” on website) to obtain additional part information including price, inventory and certifications: 1.85mm Male to 1.85mm Male Skew Matched Pair Cable 48 Inch Length Using ET-P106LL Coax ET13261

8th Floor, Building 1, Yongfu Science and Technology Center Industrial Park,
Nanzha District 5, Humen,523900, Dongguan, Guangdong, China.

Webstie:www.ebeestock.com Email:sales@ebeestock.com

© 2022 Ebeestock Enterprises All Rights Reserved

1.85mm Male to 1.85mm Male Skew Matched Pair Cable 48 Inch L ength Using ET-P106LL Coax

RF Cable Assemblies Technical Data Sheet ET13261

How to Order

Part Number Configuration: **ET3C5835 - xx uu**

- ET3C5835 — Base Number
- xx — Length
- uu — Unit of Measure:
  - cm = Centimeters
  - <blank> = Inches

Example: ET3C5835-12 = 12 inches long cable
ET3C5835-100cm = 100 cm long cable

1.85mm Male to 1.85mm Male Skew Matched Pair Cable 48 Inch Length Using ET-P106LL Coax from Ebeestock Enterprises has same day shipment for domestic and International orders. Our RF, microwave and millimeter wave products maintain a 99.4% availability and are part of the broadest selection in the industry.

Click the following link (or enter part number in “SEARCH” on website) to obtain additional part information including price, inventory and certifications: 1.85mm Male to 1.85mm Male Skew Matched Pair Cable 48 Inch Length Using ET-P106LL Coax ET13261

URL: https://www.ebeestock.com/1-85mm-male-to-1-85mm-male-skew-matched-pair-cable-12-inch-length-using-pe-p106ll-coax-0013258

The information contained in this document is accurate to the best of our knowledge and representative of the part described herein. It may be necessary to make modifications to the part and/or the documentation of the part, in order to implement improvements. Ebeestock reserves the right to make such changes as required. Unless otherwise stated, all specifications are nominal. Ebeestock does not make any representation or warranty regarding the suitability of the part described herein for any particular purpose, and Ebeestock does not assume any liability arising out of the use of any part or documentation.

8th Floor, Building 1, Yongfu Science and Technology Center Industrial Park,
Nanzha District 5, Humen,523900, Dongguan, Guangdong, China.

Webstie:www.ebeestock.com Email:sales@ebeestock.com

© 2022 Ebeestock Enterprises All Rights Reserved

© 2022 Ebeestock Enterprises All Rights Reserved

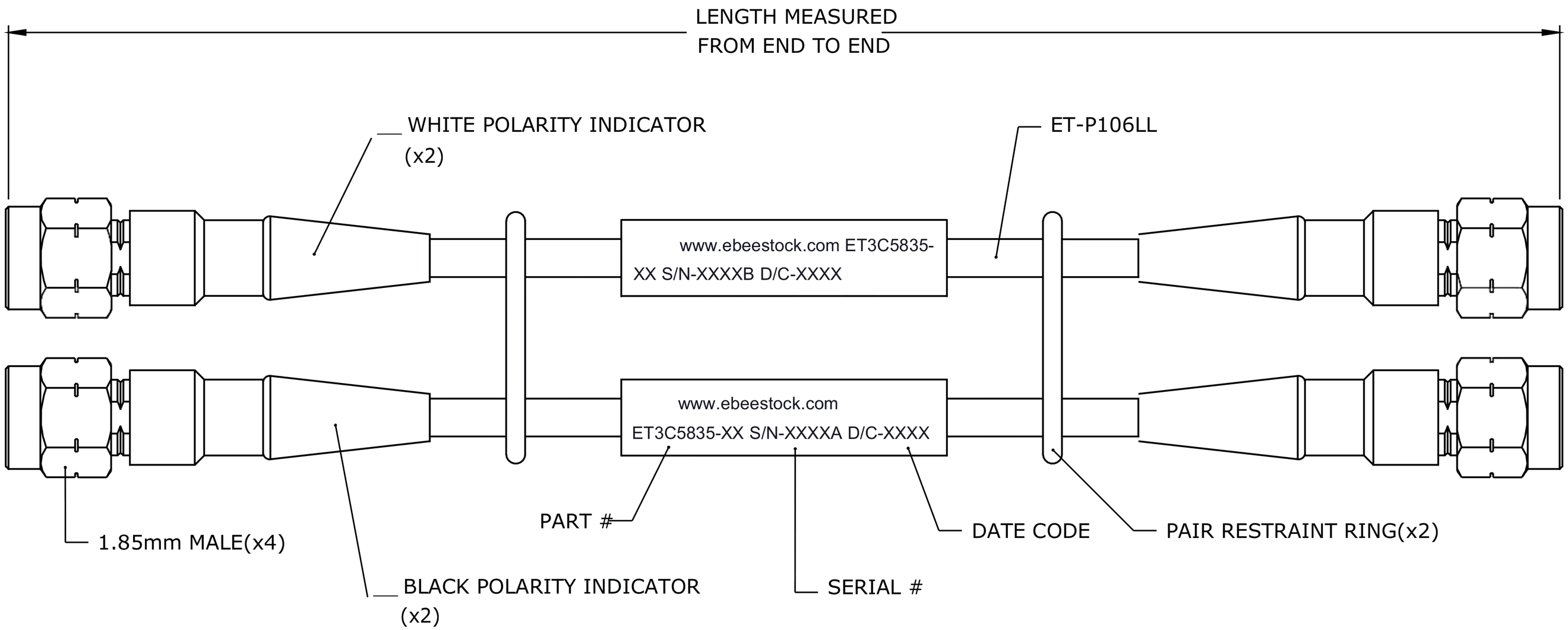

STANDARD TOLERANCES	
.X	±0.2
.XX	±0.01
.XXX	±0.005

*STANDARD TOLERANCES APPLY ONLY TO DIMENSIONS IN INCHES

ebeestock
Ebeestock.com
8th Floor, Building 1, Yongfu Science
and Technology Center Industrial Park,
Nanzha District 5, Humen,523900, Dongguan, Guangdong, China.
Webstie: www.ebeestock.com **Email:** sales@ebeestock.com

DWG TITLE

ET3C5835

NOTES:
1. UNLESS OTHERWISE SPECIFIED ALL DIMENSIONS ARE NOMINAL.
2. ALL SPECIFICATIONS ARE SUBJECT TO CHANGE WITHOUT NOTICE AT ANY TIME.
3. DIMENSIONS ARE IN INCHES [mm].

CAGE CODE 53919	CAD FILE 11/02/18	SCALE N/A	SIZE A	CN2245

© 2022 Ebeestock Enterprises All Rights Reserved