1.85mm Male to 2.4mm Male Cable 48 Inch Length Using ET-P103 Coax

RF Cable Assemblies Technical Data Sheet ET13316

Configuration

- Connector 1: 1.85mm Male
- Connector 2: 2.4mm Male
- Cable Type: ET-P103



Features

- Max Frequency 50 GHz
- Shielding Effectivity > 90 dB
- 76% Phase Velocity
- Triple Shielded
- ETFE Jacket

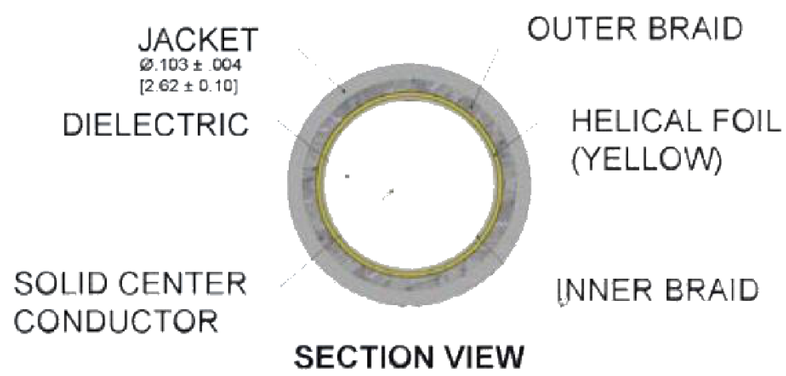

Applications

- General Purpose
- Laboratory Use

Description

Ebeestock's ET13316 1.85mm male to 2.4mm male 48 inch cable using ET-P103 coax is part of our full line of RF components available for same-day shipping. Ebeestock's flexible RF cable assemblies are ideal for applications where tight bends and flexure are required. This Ebeestock 1.85mm to 2.4mm cable assembly has a male to male gender configuration with 50 ohm flexible ET-P103 coax. The ET13316 1.85mm male to 2.4mm male cable assembly operates to 50 GHz. The triple shielding of this Ebeestock cable assembly provides excellent shielding effectiveness of better than 90 dB.

Custom versions of most RF cable assemblies can be built and shipped same day. Custom cable assembly lengths can be obtained by specifying the desired length on the web site at time of order or by contacting a sales representative. Other available RF cable assembly value added services include connector orientation or clocking, heat shrink booting and custom labeling. RF testing can also be performed to document the electrical performance of your cable assembly.

Click the following link (or enter part number in "SEARCH" on website) to obtain additional part information including price, inventory and certifications: 1.85mm Male to 2.4mm Male Cable 48 Inch Length Using ET-P103 Coax ET13316

8th Floor, Building 1, Yongfu Science and Technology Center Industrial Park,
Nanzha District 5, Humen,523900, Dongguan, Guangdong, China.

Webstie:www.ebeestock.com Email:sales@ebeestock.com

© 2022 Ebeestock Enterprises All Rights Reserved

1.85mm Male to 2.4mm Male Cable 48 Inch Length Using ET-P103 Coax

RF Cable Assemblies Technical Data Sheet ET13316

Electrical Specifications

Description	Minimum	Typical	Maximum	Units
Frequency Range	DC		50	GHz
VSWR			1.4:1	
Velocity of Propagation		76		%
RF Shielding	90			dB
Capacitance		26 [85.3]		pF/ft [pF/m]
Inductance		65 [213.25]		uH/ft [uH/m]
Input Power (Peak)			550	Watts

Specifications by Frequency

Description	F1	F2	F3	F4	F5	Units
Frequency	2.5	5	10	20	50	GHz
Insertion Loss (Max.)	1.94	2.73	3.86	5.58	9.29	dB
Insertion Loss (Typ.)	1.78	2.5	3.53	5.1	8.46	dB

Electrical Specification Notes:
The Insertion Loss data above is based on the performance specifications of the coax cable and connectors used in this assembly. The Insertion Loss is estimated as 0.1*SQRT(FGHz) dB per connector.

Mechanical Specifications

Cable Assembly

Length*	48 in [121.92 cm]
Diameter	0.375 in [9.53 mm]

Cable

Cable Type	ET-P103
Impedance	50 Ohms
Inner Conductor Type	Stranded
Inner Conductor Material and Plating	Copper, Silver
Dielectric Type	PTFE
Number of Shields	3
Shield Layer 1	Silver Plated Copper
Shield Layer 2	Conductive Tape
Shield Layer 3	Silver Plated Copper
Jacket Material	ETFE, Gray
Jacket Diameter	0.103 in [2.62 mm]

Click the following link (or enter part number in “SEARCH” on website) to obtain additional part information including price, inventory and certifications: 1.85mm Male to 2.4mm Male Cable 48 Inch Length Using ET-P103 Coax ET13316

8th Floor, Building 1, Yongfu Science and Technology Center Industrial Park,
Nanzha District 5, Humen,523900, Dongguan, Guangdong, China.

Webstie:www.ebeestock.com Email:sales@ebeestock.com

© 2022 Ebeestock Enterprises All Rights Reserved

1.85mm Male to 2.4mm Male Cable 48 Inch Length Using ET-P103 Coax

RF Cable Assemblies Technical Data Sheet ET13316

One Time Minimum Bend Radius	0.32 in [8.13 mm]
Repeated Minimum Bend Radius	0.96 in [24.38 mm]
Typical Flex Cycles	50,000

Connectors

Description	Connector 1	Connector 2
Type	1.85mm Male	2.4mm Male
Impedance	50 Ohms	50 Ohms
Contact Material and Plating	Beryllium Copper, Gold	Beryllium Copper, Gold
Contact Plating Specification	ASTM-B488 50µ In. Min	ASTM-B488 50µ In. Min
Dielectric Type	PPO	PPO
Body Material and Plating	Passivated Stainless Steel	Passivated Stainless Steel
Body Plating Specification	SAE-AMS-2700	SAE-AMS-2700
Coupling Nut Material and Plating	Passivated Stainless Steel	Passivated Stainless Steel
Coupling Nut Plating Specification	SAE-AMS-2700	SAE-AMS-2700
Hex Size	5/16 Inch	5/16 Inch
Torque	8 in-lbs [0.9 Nm]	8 in-lbs [0.9 Nm]

Environmental Specifications

Temperature

Operating Range	-45 to +125 deg C

Compliance Certifications (see product page for current document)

Plotted and Other Data

Notes:

- Values at 25°C, sea level.

Click the following link (or enter part number in “SEARCH” on website) to obtain additional part information including price, inventory and certifications: 1.85mm Male to 2.4mm Male Cable 48 Inch Length Using ET-P103 Coax ET13316

8th Floor, Building 1, Yongfu Science and Technology Center Industrial Park,
Nanzha District 5, Humen,523900, Dongguan, Guangdong, China.

Webstie:www.ebeestock.com Email:sales@ebeestock.com

© 2022 Ebeestock Enterprises All Rights Reserved

1.85mm Male to 2.4mm Male Cable 48 Inch Length Using ET-P103 Coax

RF Cable Assemblies Technical Data Sheet ET13316

How to Order

Part Number Configuration: **ET3C6639 - xx uu**

- ET3C6639 — Base Number
- xx — Length
- uu — Unit of Measure:
  - cm = Centimeters
  - <blank> = Inches

Example: ET3C6639-12 = 12 inches long cable
ET3C6639-100cm = 100 cm long cable

1.85mm Male to 2.4mm Male Cable 48 Inch Length Using ET-P103 Coax from Ebeestock Enterprises has same day shipment for domestic and International orders. Our RF, microwave and millimeter wave products maintain a 99.4% availability and are part of the broadest selection in the industry.

Click the following link (or enter part number in “SEARCH” on website) to obtain additional part information including price, inventory and certifications: 1.85mm Male to 2.4mm Male Cable 48 Inch Length Using ET-P103 Coax ET13316

URL: https://www.ebeestock.com/1-85mm-male-to-2-4mm-male-cable-12-inch-length-using-pe-p103-coax-0013313

The information contained in this document is accurate to the best of our knowledge and representative of the part described herein. It may be necessary to make modifications to the part and/or the documentation of the part, in order to implement improvements. Ebeestock reserves the right to make such changes as required. Unless otherwise stated, all specifications are nominal. Ebeestock does not make any representation or warranty regarding the suitability of the part described herein for any particular purpose, and Ebeestock does not assume any liability arising out of the use of any part or documentation.

8th Floor, Building 1, Yongfu Science and Technology Center Industrial Park,
Nanzha District 5, Humen,523900, Dongguan, Guangdong, China.

Webstie:www.ebeestock.com Email:sales@ebeestock.com

© 2022 Ebeestock Enterprises All Rights Reserved

© 2022 Ebeestock Enterprises All Rights Reserved

www.ebeestock.com

REVISIONS			
REV.	DESCRIPTION	DATE	APPROVED
A	INITIAL RELEASE	11/08/19	S.ELLIS

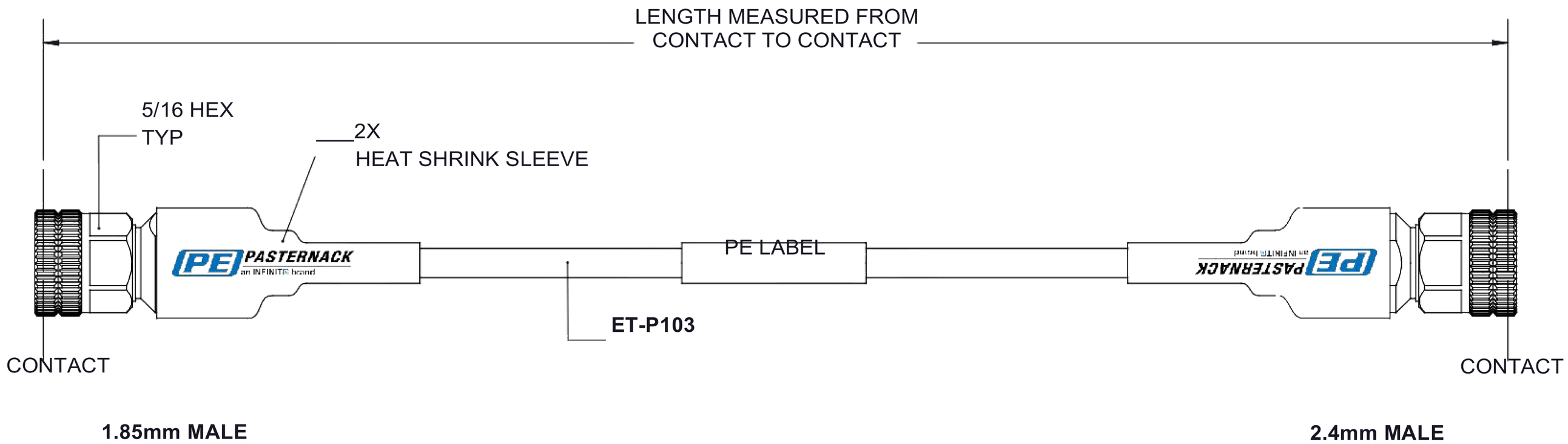

PE LABEL:

ET3C6639

THESE COMMODITIES, TECHNOLOGY OR SOFTWARE WERE EXPORTED FROM THE UNITED STATES IN ACCORDANCE WITH THE EXPORT ADMINISTRATION REGULATIONS. DIVERSION CONTRARY TO U.S. LAW PROHIBITED.

UNLESS OTHERWISE SPECIFIED
LEADING DIMENSIONS ARE INCHES
DIMENSIONS IN [ ] ARE MILLIMETERS

TOLERANCES:

.X = ±.2 [5.08] | FRACTIONS
.XX = ± .02 [.51] | ± 1/32
.XXX = ±.005 [.13] | ANGLES ± 1°

CABLE LENGTH (L) TOLERANCES:

L ≤ 12 [305] = +1 [25] / -0
12 [305] < L ≤ 60 [1524] = +2 [51] / -0
60 [1524] < L ≤ 120 [3048] = +4 [102] / -0
120 [3048] < L ≤ 300 [7620] = +6 [152] / -0
300 [7620] < L = +5%L / -0

ALL DIMENSIONS SHOWN ARE FOR REFERENCE ONLY.

ebeestock
Ebeestock.com
8th Floor, Building 1, Yongfu Science and Technology Center Industrial Park,
Nanzha District 5, Humen,523900, Dongguan, Guangdong, China.
Webstie: www.ebeestock.com **Email:** sales@ebeestock.com

THIRD-ANGLE PROJECTION

THE INFORMATION AND DESIGN IN THIS DOCUMENT IS THE PROPERTY OF Ebeestock CORPORATION ALL RIGHTS RESERVED.

SHEET 1 OF 1

SCALE N/A

SIZE	CAGE CODE	DRAWN BY	PART NUMBER	REV
A	53919	K.DANG	ET3C6639	A

T-Rev.D