1.85mm Male to 1.85mm Male Precision Cable 48 Inch Length Us ing High Flex VNA Test Coax

RF Cable Assemblies Technical Data Sheet ET13320

Configuration

- Connector 1: 1.85mm Male
- Connector 2: 1.85mm Male
- Cable Type: ET-VNA-HF

Features

- Max Frequency 70 GHz
- Shielding Effectivity > 100 dB
- 78% Phase Velocity
- Triple Shielded Designed for use as VNA test port ex- tenders
- Highly flexible armored cable construction
- 1.40:1 VSWR to 67 GHz
- Excellent amplitude and phase stability with flexure
- Non-conductive protective Nomex outersleeve
- Each serialized assembly comes with test data
- In-stock and ready to ship same-day

Applications

- General Purpose
- Laboratory Use Vector Network analyzer test port extenders
- Semiconductor probe testing
- Precise bench-top testing
- Lab and production testing

Description

Ebeestock's ET13320 1.85mm male to 1.85mm male precision 48 inch cable using high flex VNA test coax is part of our full line of RF components available for same-day shipping. Ebeestock's flexible RF cable assemblies are ideal for appli- cations where tight bends and flexure are required. This Ebeestock 1.85mm to 1.85mm cable assembly has a male to male gender configuration with 50 ohm flexible ET-VNA-HF coax. The ET13320 1.85mm male to 1.85mm male cable assem- bly operates to 70 GHz. The triple shielding of this Ebeestock cable assembly provides excellent shielding effectiveness of better than 100 dB. Ebeestock high performance high flex VNA test cables are designed to provide customers repeatable and accurate VNA measurements. These Test cables have excellent electrical properties including low Insertion Loss, low VSWR and phase stability of +/- 8° with flexure. The braided stainless steel armoring provides a rugged, but flexible cable with a life exceeding 100,000 flex cycles. The rugged connectors provide up to 5,000 mating cycles when attached with proper care. The flexibility of these cables makes it easier and safer to test your Device Under Test (DUT). When used with the appropriate calibration kit, these test cables effectively extend the test port of the VNA allowing for accurate measurements of devices that cannot be directly connected to a network analyzer test port.

Custom versions of most RF cable assemblies can be built and shipped same day. Custom cable assembly lengths can be obtained by specifying the desired length on the web site at time of order or by contacting a sales representative. Other avail- able RF cable assembly value added services include connector orientation or clocking, heat shrink booting and custom label- ing. RF testing can also be performed to document the electrical performance of your cable assembly.

Click the following link (or enter part number in "SEARCH" on website) to obtain additional part information including price, inventory and certifications: 1.85mm Male to 1.85mm Male Precision Cable 48 Inch Length Using High Flex VNA Test Coax ET13320

8th Floor, Building 1, Yongfu Science and Technology Center Industrial Park,
Nanzha District 5, Humen,523900, Dongguan, Guangdong, China.

Webstie:www.ebeestock.com Email:sales@ebeestock.com

© 2022 Ebeestock Enterprises All Rights Reserved

1.85mm Male to 1.85mm Male Precision Cable 48 Inch Length Using High Flex VNA Test Coax

RF Cable Assemblies Technical Data Sheet ET13320

Electrical Specifications

Description	Minimum	Typical	Maximum	Units
Frequency Range	DC		70	GHz
VSWR			1.4:1	
Velocity of Propagation		78		%
RF Shielding	100			dB
Group Delay		1.34 [4.4]		ns/ft [ns/m]
Capacitance		25.9 [84.97]		pF/ft [pF/m]
Input Power (Average)			18	Watts
Phase Stability with Flexure		±8		Degrees

Specifications by Frequency

Description	F1	F2	F3	F4	F5	Units
Frequency	5	10	20	40	70	GHz
Insertion Loss (Max.)	2.32	3.12	4.4	6.2	8.5	dB
Power Handling (Max.)					18	W

Electrical Specification Notes:
Values at 25°C, sea level.

Mechanical Specifications

Cable Assembly

Length*	48 in [121.92 cm]
Weight	0.325 lbs [147.42 g]

Cable

Cable Type	ET-VNA-HF
Impedance	50 Ohms
Inner Conductor Type	Solid
Inner Conductor Material and Plating	Copper, Silver
Dielectric Type	PTFE
Number of Shields	3
Shield Layer 1	Silver Plated Copper Tape
Shield Layer 2	Silver Plated Copper Braid
Shield Layer 3	Silver Plated Copper Braid
Jacket Diameter	0.27 in [6.86 mm]
One Time Minimum Bend Radius	1 in [25.4 mm]

Click the following link (or enter part number in “SEARCH” on website) to obtain additional part information including price, inventory and certifications: 1.85mm Male to 1.85mm Male Precision Cable 48 Inch Length Using High Flex VNA Test Coax ET13320

8th Floor, Building 1, Yongfu Science and Technology Center Industrial Park,
Nanzha District 5, Humen,523900, Dongguan, Guangdong, China.

Webstie:www.ebeestock.com Email:sales@ebeestock.com

© 2022 Ebeestock Enterprises All Rights Reserved

1.85mm Male to 1.85mm Male Precision Cable 48 Inch Length Using High Flex VNA Test Coax

RF Cable Assemblies Technical Data Sheet ET13320

Flat Plate Crush 317 lbs/in [5.66 Kg/mm]

Connectors

Description	Connector 1	Connector 2
Type	1.85mm Male	1.85mm Male
Impedance	50 Ohms	50 Ohms
Contact Material and Plating	Beryllium Copper, Gold	Beryllium Copper, Gold
Dielectric Type	ULTEM	ULTEM
Body Material and Plating	Passivated Stainless Steel	Passivated Stainless Steel
Coupling Nut Material and Plating	Passivated Stainless Steel	Passivated Stainless Steel
Torque	8 in-lbs [0.9 Nm]	8 in-lbs [0.9 Nm]

Mechanical Specification Notes:
*All cable assemblies have a length tolerance of 1.5% or ± 3/8”, whichever is greater.

Environmental Specifications

Temperature

Operating Range -65 to +125 deg C

Compliance Certifications (see product page for current document)

Plotted and Other Data

Notes:

- Values at 25°C, sea level.

Click the following link (or enter part number in “SEARCH” on website) to obtain additional part information including price, inventory and certifications: 1.85mm Male to 1.85mm Male Precision Cable 48 Inch Length Using High Flex VNA Test Coax ET13320

8th Floor, Building 1, Yongfu Science and Technology Center Industrial Park,
Nanzha District 5, Humen,523900, Dongguan, Guangdong, China.

Webstie:www.ebeestock.com Email:sales@ebeestock.com

© 2022 Ebeestock Enterprises All Rights Reserved

1.85mm Male to 1.85mm Male Precision Cable 48 Inch Length Using High Flex VNA Test Coax

RF Cable Assemblies Technical Data Sheet ET13320

Typical Performance Data

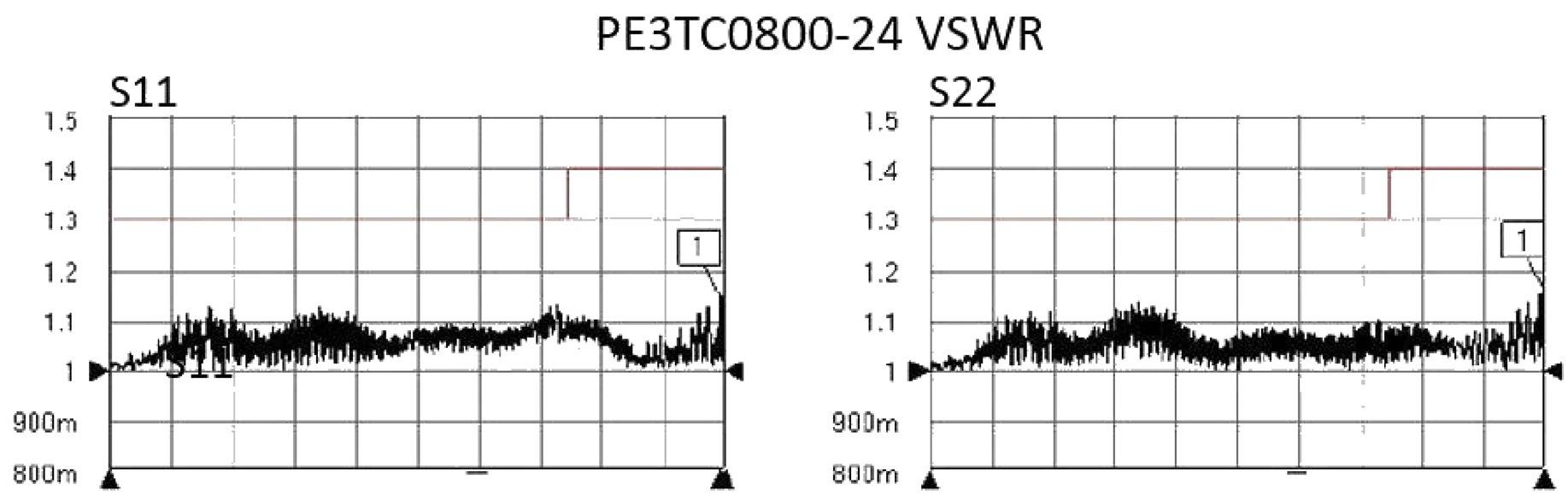

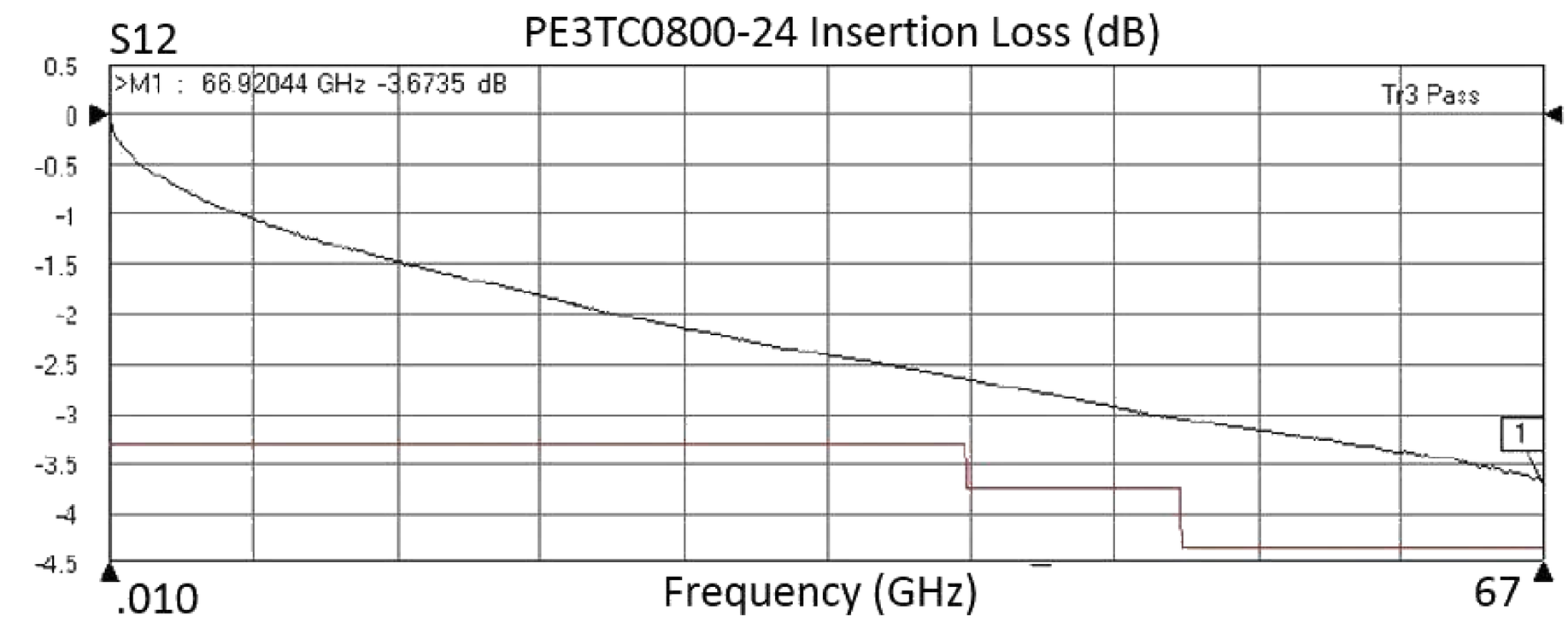

Click the following link (or enter part number in “SEARCH” on website) to obtain additional part information including price, inventory and certifications: 1.85mm Male to 1.85mm Male Precision Cable 48 Inch Length Using High Flex VNA Test Coax ET13320

8th Floor, Building 1, Yongfu Science and Technology Center Industrial Park,
Nanzha District 5, Humen,523900, Dongguan, Guangdong, China.

Webstie:www.ebeestock.com Email:sales@ebeestock.com

© 2022 Ebeestock Enterprises All Rights Reserved

1.85mm Male to 1.85mm Male Precision Cable 48 Inch Length Us
ing High Flex VNA Test Coax

RF Cable Assemblies Technical Data Sheet ET13320

How to Order

Part Number Configuration: **ET3TC0800 - xx uu**

- **ET3TC0800** — Base Number
- **xx** — Length
- **uu** — Unit of Measure:
  - cm = Centimeters
  - <blank> = Inches

Example: ET3TC0800-12 = 12 inches long cable
ET3TC0800-100cm = 100 cm long cable

1.85mm Male to 1.85mm Male Precision Cable 48 Inch Length Using High Flex VNA Test Coax from Ebeestock Enterprises has same day shipment for domestic and International orders. Our RF, microwave and millimeter wave products maintain a 99.4% availability and are part of the broadest selection in the industry.

Click the following link (or enter part number in “SEARCH” on website) to obtain additional part information including price, inventory and certifications: 1.85mm Male to 1.85mm Male Precision Cable 48 Inch Length Using High Flex VNA Test Coax ET13320

URL: https://www.ebeestock.com/1-85mm-male-to-1-85mm-male-precision-cable-24-inch-length-using-high-flex-vna-test-coax-0013318

The information contained in this document is accurate to the best of our knowledge and representative of the part described herein. It may be necessary to make modifications to the part and/or the documentation of the part, in order to implement improvements. Ebeestock reserves the right to make such changes as required. Unless otherwise stated, all specifications are nominal. Ebeestock does not make any representation or warranty regarding the suitability of the part described herein for any particular purpose, and Ebeestock does not assume any liability arising out of the use of any part or documentation.

8th Floor, Building 1, Yongfu Science and Technology Center Industrial Park,
Nanzha District 5, Humen,523900, Dongguan, Guangdong, China.

Webstie:www.ebeestock.com Email:sales@ebeestock.com

© 2022 Ebeestock Enterprises All Rights Reserved

© 2022 Ebeestock Enterprises All Rights Reserved

www.ebeestock.com

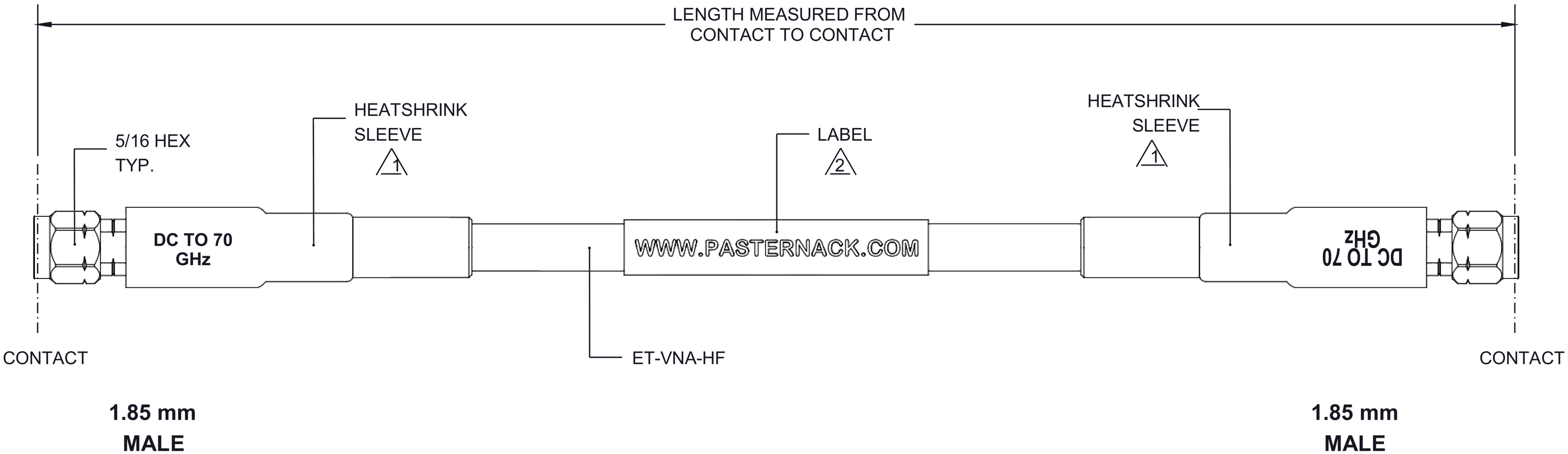

STANDARD TOLERANCES	
.X	±0.2
.XX	±0.01
.XXX	±0.005

*STANDARD TOLERANCES APPLY ONLY TO DIMENSIONS IN INCHES

NOTES:

1. DOUBLE LAYER HEAT SHRINK, BLUE OVER BLACK.
2. LABEL:
   - www.ebeestock.com
   - PART #
   - SERIAL #

ebeestock
Ebeestock.com
8th Floor, Building 1, Yongfu Science
and Technology Center Industrial Park,
Nanzha District 5, Humen,523900, Dongguan, Guangdong, China.
Webstie: www.ebeestock.com **Email:** sales@ebeestock.com

DWG TITLE

ET3TC0800

NOTES:
1. UNLESS OTHERWISE SPECIFIED ALL DIMENSIONS ARE NOMINAL.
2. ALL SPECIFICATIONS ARE SUBJECT TO CHANGE WITHOUT NOTICE AT ANY TIME.
3. DIMENSIONS ARE IN INCHES [mm].

CAGE CODE 53919	CAD FILE 10/16/18	SCALE N/A	SIZE A	7361

© 2022 Ebeestock Enterprises All Rights Reserved