



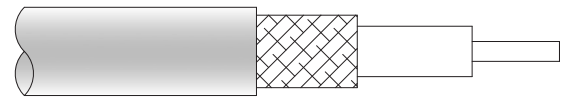
N Male to 7/16 DIN Female LSZH Jacketed
 Low PIM Cable 200 cm Length Using SR401FLJ
 Low PIM Coax with HeatShrink, RoHS

RF Cable Assemblies Technical Data Sheet

ET17398

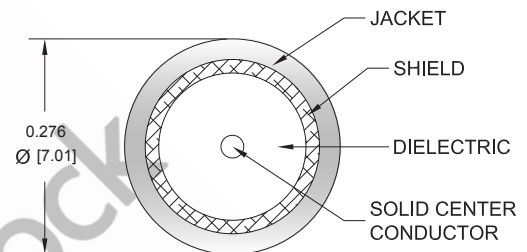
Configuration

- Connector 1: N Male
- Connector 2: 7/16 DIN Female
- Cable Type: PE-SR401FLJ Low PIM



Features

- Max Frequency 3 GHz
- Low PIM: -160 dBc Max
- Shielding Effectivity > 100 dB
- PVC LSZH Jacket
- .141 and .250 Formable Cable
- LSZH (Low Smoke Zero Halogen) PVC Jacket
- PIM < -160 dBc for type N, 4.1/9.5 DIN, 7/16 DIN version
- PIM < -150 dBc for SMA versions
- > 100 dB RF Shielding
- DC to 3 GHz and DC to 6 GHz Configurations
- 100% PIM and RF Tested



Applications

- General Purpose
- Laboratory Use
- Low PIM Applications
- Communication Connectivity Requirements
- Low PIM Applications
- Test Equipment and Rack Systems
- Low PIM Lab Testing

Description

Ebeestock's ET17398 type N male to 7/16 DIN female 200 cm cable using SR401FLJ low PIM coax is part of our full line of RF components available for fast shipping. Formable RF cable assemblies provide an alternative to costly pre-formed semi-rigid assemblies since they are hand formable. This type N to 7/16 DIN cable assembly has a male to female gender configuration with 50 ohm formable low PIM coax. The type N male to 7/16 DIN female cable assembly operates to 3 GHz. Our low PIM design also offers excellent passive intermodulation performance with PIM levels better than -160 dBc. Pasternack's low PIM formable cable assemblies are built using high quality formable .141 and .250 inch filled braid coax. These low PIM cable assemblies offer excellent passive intermodulation performance of -160dBc (-150dBc for SMA versions) and are 100% RF and PIM tested at the time of production. Our low PIM cables use a protective low smoke zero halogen PVC jacket material and make it ideal for environments where safety and reliability is needed. There are 16 low PIM cable assembly configurations available including 4.1/9.5 Mini DIN, 7/16 DIN, type N and SMA series in 100cm and 200cm standard lengths.

Custom versions of most RF cable assemblies can be built and shipped out soon. Custom cable assembly lengths can be obtained by specifying the desired length on the web site at time of order or by contacting a sales representative. Other available RF cable assembly value added services include connector orientation or clocking, heat shrink booting and custom labeling. RF testing can also be performed to document the electrical performance of your cable assembly.



N Male to 7/16 DIN Female LSZH Jacketed
 Low PIM Cable 200 cm Length Using SR401FLJ
 Low PIM Coax with HeatShrink, RoHS

RF Cable Assemblies Technical Data Sheet

ET17398

Electrical Specifications

Description	Minimum	Typical	Maximum	Units
Frequency Range	DC		3	GHz
VSWR			1.15:1	
RF Shielding	100			dB
Passive Intermodulation			-160	dBc

Specifications by Frequency

Description	F1	F2	F3	F4	F5	Units
Frequency	0.5	1	5			GHz
Insertion Loss (Typ.)	0.329	0.525	1.247			dB
Power Handling (Max.)	2,000	1,500	600			W

Electrical Specification Notes:

Insertion loss does not include the loss of the connectors.//Insertion loss is estimated as $0.05 \times \sqrt{f(\text{GHz})}$ dB per connector.//Passive intermodulation is measured with two 20W tones at 1.8 GHz.

Mechanical Specifications

Cable Assembly

Length*	78.74 in [200 cm]
Weight	0.784 lbs [355.62 g]

Cable

Cable Type	Low PIM 50 Ohms
Impedance	Solid
Inner Conductor Type	Copper, Silver
Inner Conductor Material and Plating	PTFE
Dielectric Type	1
Number of Shields	Tinned Copper Braid
Outer Conductor Material and Plating	0.25 in [6.35 mm] PVC
Outer Conductor Diameter	LSZH
Jacket Material	0.276 in [7.01 mm]
Jacket Diameter	5 in [127 mm]
Repeated Minimum Bend Radius	



N Male to 7/16 DIN Female LSZH Jacketed
 Low PIM Cable 200 cm Length Using SR401FLJ
 Low PIM Coax with HeatShrink, RoHS

RF Cable Assemblies Technical Data Sheet

ET17398

Connectors

Description	Connector 1	Connector 2
Type	N Male	7/16 DIN Female
Impedance	50 Ohms	50 Ohms
Contact Material and Plating	Brass, Silver	Beryllium Copper, Silver
Dielectric Type	PTFE	PTFE
Body Material and Plating	Brass, Silver	Brass, Silver
Coupling Nut Material and Plating	Brass, Tri-Metal	
Hex Size	3/4 inch	

Mechanical Specification Notes:

*All cable assemblies have a length tolerance of 1.5% or $\pm 3/8$ ", whichever is greater.

Environmental Specifications

Temperature

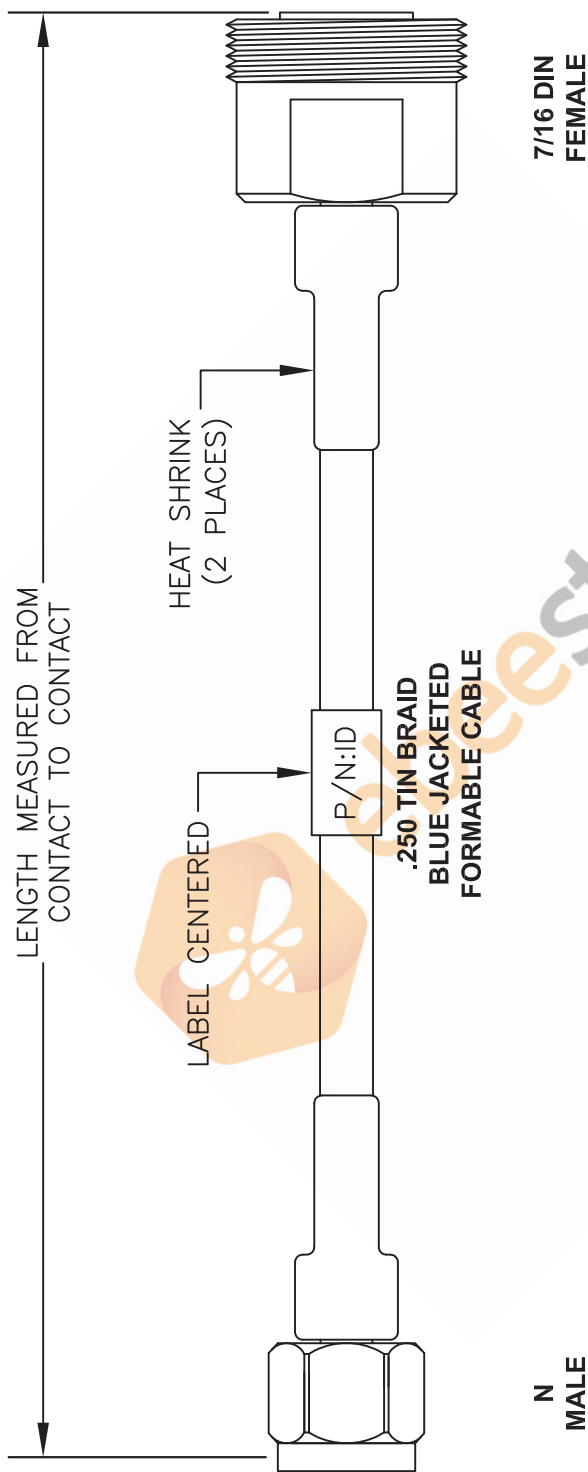
Operating Range -55 to +125 deg C

Notes:

- Values at 25°C, sea level.

ET17393 CAD Drawing

N Male to 7/16 DIN Female LSZH Jacketed Low PIM Cable 200 cm Length Using SR401FLJ Low PIM Coax with HeatShrink, RoHS



STANDARD TOLERANCES

.X ±0.2
.XX ±0.1
.XXX ±0.05

*STANDARD TOLERANCES APPLY ONLY TO DIMENSIONS IN INCHES

NOTES:
1. UNLESS OTHERWISE SPECIFIED ALL DIMENSIONS ARE NOMINAL.
2. ALL SPECIFICATIONS ARE SUBJECT TO CHANGE WITHOUT NOTICE AT ANY TIME.
3. DIMENSIONS ARE IN INCHES [mm].

DWG TITLE

ET17398

FSCM NO. 53919

CAD FILE 112816

SCALE N/A

SIZE A

41742

8TH FLOOR, BUILDING 1, YONGFU SCIENCE AND TECHNOLOGY
CENTER INDUSTRIAL PARK, NANZHA DISTRICT 5,
HUMEN, 523900, DONGGUAN, GUANGDONG, CHINA

WEBSITE: www.ebeestock.com
EMAIL: sales@ebeestock.com



ebeestock