N Male Right Angle to N Male Right Angle Low Loss Test Cable

12 Inch Length Using ET38354 Coax

RF Cable Assemblies Technical Data Sheet ET28569

Configuration

- Connector 1: N Male Right Angle
- Connector 2: N Male Right Angle
- Cable Type: ET38354

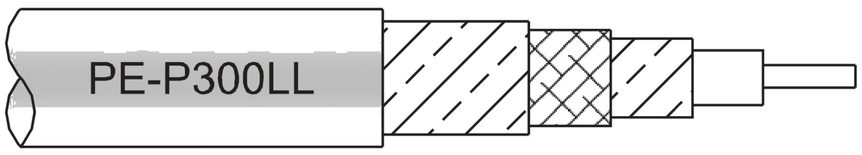

Features

- 83% Velocity of Propagation
- Shielding effectiveness > 95 dB
- Maximum VSWR is < 1.40:1 to 18 GHz
- Minimum Bend Radius of 1.5 inches
- Operating Temperature range of -55 to +125 °C
- ROHS and REACH Compliant
- Same day shipment of custom lengths
- 100% Continuity and RF tested

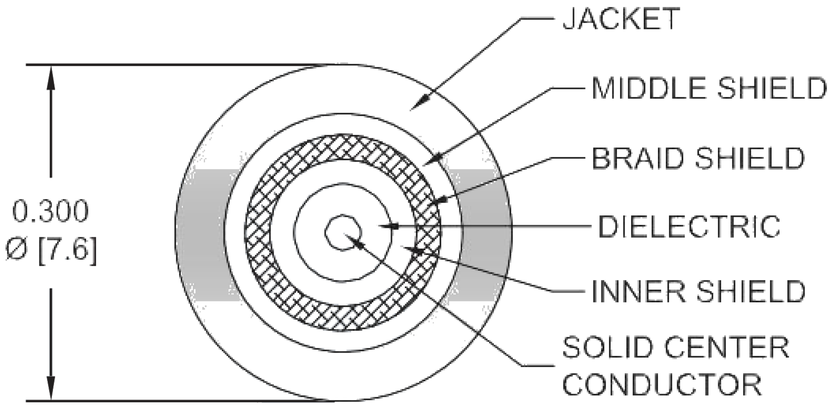

Description

The ET3C3233 high performance test cable's 0.3 inch diameter and 83% phase velocity offer very low loss performance up to 18 GHz. The durable stainless steel connectors and FEP jacket provide a cost effective design ideal for test environments where a rugged cable assembly is required. The series is offered with Type N, TNC, and SMA connectors all rated to 18 GHz. A heavy Duty boot provides improved strain relief and adds to the durability of the cable assemblies. These cable assemblies are built using a double shielded flexible cable, providing excellent shielding effectiveness of greater than 95 dB. All ET3C3233 cable assemblies are 100% Continuity and RF tested to published specifications. Custom lengths are built to order and shipped same day.

Electrical Specifications

Description	Minimum	Typical	Maximum	Units
Frequency Range	DC		18	GHz
VSWR			1.4:1	
Velocity of Propagation		83		%
RF Shielding	95			dB
Capacitance		25 [82.02]		pF/ft [pF/m]

Specifications by Frequency

Description	F1	F2	F3	F4	F5	Units
Frequency	1	2	4.5	9	18	GHz
Insertion Loss (Max.)	0.26	0.28	0.32	0.38	0.46	dB

Click the following link (or enter part number in "SEARCH" on website) to obtain additional part information including price, inventory and certifications: N Male Right Angle to N Male Right Angle Low Loss Test Cable 12 Inch Length Using ET-P300LL Coax, RoHS ET28569

8th Floor, Building 1, Yongfu Science and Technology Center Industrial Park,
Nanzha District 5, Humen,523900, Dongguan, Guangdong, China.

Webstie:www.ebeestock.com Email:sales@ebeestock.com

© 2022 Ebeestock Enterprises All Rights Reserved

N Male Right Angle to N Male Right Angle Low Loss Test Cable
12 Inch Length Using ET38354 Coax

RF Cable Assemblies Technical Data Sheet ET28569

Insertion Loss (Typ.)	0.25	0.27	0.3	0.35	0.42	dB
Power Handling (Max.)	1,800	1,200	900	650	400	Watts

Mechanical Specifications

Cable Assembly

Length*	12 in [304.8 mm]
Diameter	0.82 in [20.83 mm]

Cable

Cable Type	ET38354
Impedance	50 Ohms
Inner Conductor Type	Solid
Inner Conductor Material and Plating	Copper, Silver
Dielectric Type	PTFE
Number of Shields	3
Shield Layer 1	Silver Plated Copper Tape
Shield Layer 2	Aluminum Polyester
Shield Layer 3	Silver Plated Copper Wire
Jacket Material	FEP, Green
Jacket Diameter	0.3 in [7.62 mm]
Repeated Minimum Bend Radius	1.5 in [38.1 mm]

Connectors

Description	Connector 1	Connector 2
Type	N Male Right Angle	N Male Right Angle
Impedance	50 Ohms	50 Ohms
Mating Cycles	500	500
Contact Material and Plating	Beryllium Copper, Gold	Beryllium Copper, Gold
Contact Plating Specification	ASTM-B488	ASTM-B488
Dielectric Type	PTFE	PTFE
Body Material and Plating	Passivated Stainless Steel	Passivated Stainless Steel
Body Plating Specification	SAE-AMS-2700	SAE-AMS-2700
Coupling Nut Material and Plating	Passivated Stainless Steel	Passivated Stainless Steel
Coupling Nut Plating Specification	SAE-AMS-2700	SAE-AMS-2700
Hex Size	3/4 inch	3/4 inch

Mechanical Specification Notes:
*All cable assemblies have a length tolerance of 1.5% or ± 3/8", whichever is greater.

Click the following link (or enter part number in "SEARCH" on website) to obtain additional part information including price, inventory and certifications: N Male Right Angle to N Male Right Angle Low Loss Test Cable 12 Inch Length Using ET-P300LL Coax, RoHS ET28569

8th Floor, Building 1, Yongfu Science and Technology Center Industrial Park,
Nanzha District 5, Humen,523900, Dongguan, Guangdong, China.
Webstie:www.ebeestock.com Email:sales@ebeestock.com

© 2022 Ebeestock Enterprises All Rights Reserved

N Male Right Angle to N Male Right Angle Low Loss Test Cable
12 Inch Length Using ET38354 Coax

RF Cable Assemblies Technical Data Sheet ET28569

Environmental Specifications

Temperature

Operating Range	-55 to +125 deg C

Compliance Certifications (see product page for current document)

Plotted and Other Data

Notes:

How to Order

Part Number Configuration: **ET3C3233 - xx uu**

- uu — Unit of Measure:
  - cm = Centimeters
  - <blank> = Inches
- xx — Length
- ET3C3233 — Base Number

Example: ET28569 = 12 inches long cable
ET3C3233-100cm = 100 cm long cable

N Male Right Angle to N Male Right Angle Low Loss Test Cable 12 Inch Length Using ET38354 Coax, RoHS from Ebeestock Enterprises has same day shipment for domestic and International orders. Our RF, microwave and millimeter wave products maintain a 99% availability and are part of the broadest selection in the industry.

Click the following link (or enter part number in “SEARCH” on website) to obtain additional part information including price, inventory and certifications: N Male Right Angle to N Male Right Angle Low Loss Test Cable 12 Inch Length Using ET-P300LL Coax, RoHS ET28569

URL: https://www.ebeestock.com/n-male-right-angle-to-n-male-right-angle-low-loss-test-cable-12-inch-length-using-pe-p300ll-coax-0028569

The information contained in this document is accurate to the best of our knowledge and representative of the part described herein. It may be necessary to make modifications to the part and/or the documentation of the part, in order to implement improvements. Ebeestock reserves the right to make such changes as required. Unless otherwise stated, all specifications are nominal. Ebeestock does not make any representation or warranty regarding the suitability of the part described herein for any particular purpose, and Ebeestock does not assume any liability arising out of the use of any part or documentation.

8th Floor, Building 1, Yongfu Science and Technology Center Industrial Park,
Nanzha District 5, Humen,523900, Dongguan, Guangdong, China.

Webstie:www.ebeestock.com Email:sales@ebeestock.com

© 2022 Ebeestock Enterprises All Rights Reserved

ET28569 CAD Drawing

N Male Right Angle to N Male Right Angle Low Loss Test Cable
12 Inch Length Using ET38354 Coax, RoHS

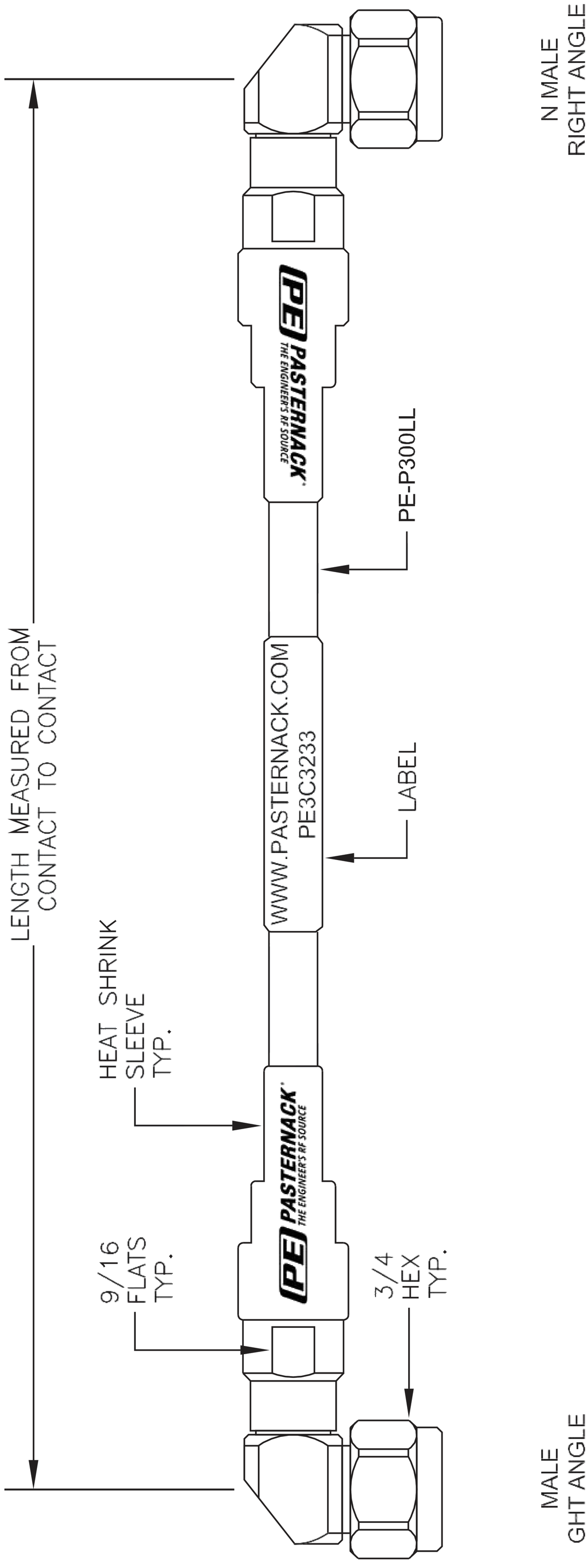

NOTES:
1. UNLESS OTHERWISE SPECIFIED ALL DIMENSIONS ARE NOMINAL.
2. ALL SPECIFICATIONS ARE SUBJECT TO CHANGE WITHOUT NOTICE AT ANY TIME.
3. DIMENSIONS ARE IN INCHES [mm].
4. LENGTH TOLERANCE IS ± 1.5% OR 3/8", WHICHEVER IS GREATER.

DWG TITLE	CAD FILE	SCALE	SIZE	
PE C3233	062116	N/A	A	2233
	FSCM NO. 53919			

ebeestock
Ebeestock.com
8th Floor, Building 1, Yongfu Science
and Technology Center Industrial Park,
Nanzha District 5, Humen,523900, Dongguan, Guangdong, China.
Webstie: www.ebeestock.com Email: sales@ebeestock.com

© 2022 Ebeestock Enterprises All Rights Reserved