N Male to N Male Right Angle Low Loss Test Cable 48 Inch Length Using ET38354 Coax

# RF Cable Assemblies Technical Data Sheet ET28590

## Configuration

- Connector 1: N Male
- Connector 2: N Male Right Angle
- Cable Type: ET38354

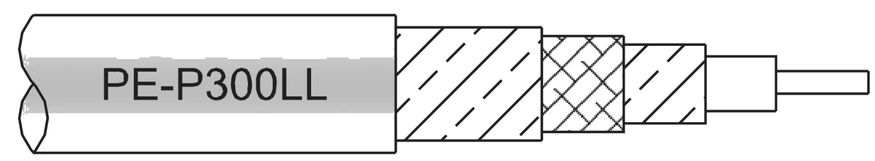


## Features

- 83% Velocity of Propagation
- Shielding effectiveness > 95 dB
- Maximum VSWR is < 1.40:1 to 18 GHz
- Minimum Bend Radius of 1.5 inches
- Operating Temperature range of -55 to +125 °C
- ROHS and REACH Compliant
- Same day shipment of custom lengths
- 100% Continuity and RF tested

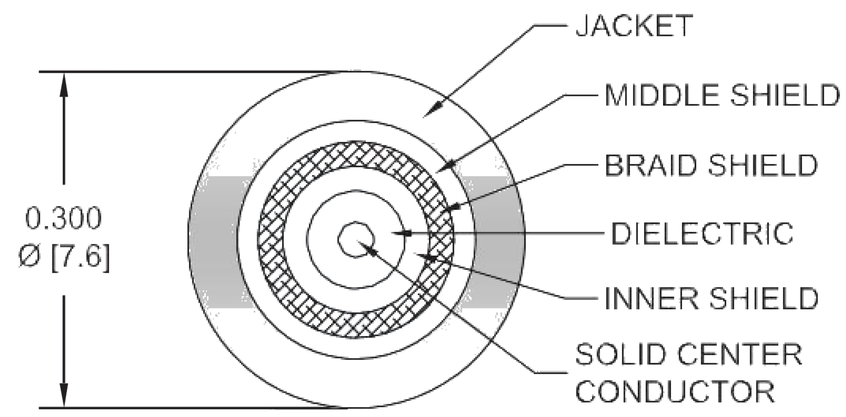


### Description

The ET3C3240 high performance test cable's 0.3 inch diameter and 83% phase velocity offer very low loss performance up to 18 GHz. The durable stainless steel connectors and FEP jacket provide a cost effective design ideal for test environments where a rugged cable assembly is required. The series is offered with Type N, TNC, and SMA connectors all rated to 18 GHz. A heavy Duty boot provides improved strain relief and adds to the durability of the cable assemblies. These cable assemblies are built using a double shielded flexible cable, providing excellent shielding effectiveness of greater than 95 dB. All ET3C3240 cable assemblies are 100% Continuity and RF tested to published specifications. Custom lengths are built to order and shipped same day.

### Electrical Specifications

| Description | Minimum | Typical | Maximum | Units |
|---|---|---|---|---|
| Frequency Range | DC | | 18 | GHz |
| VSWR | | | 1.4:1 | |
| Velocity of Propagation | | 83 | | % |
| RF Shielding | 95 | | | dB |
| Capacitance | | 25 [82.02] | | pF/ft [pF/m] |

### Specifications by Frequency

| Description | F1 | F2 | F3 | F4 | F5 | Units |
|---|---|---|---|---|---|---|
| Frequency | 1 | 2 | 4.5 | 9 | 18 | GHz |
| Insertion Loss (Max.) | 0.44 | 0.52 | 0.68 | 0.92 | 1.24 | dB |

Click the following link (or enter part number in "SEARCH" on website) to obtain additional part information including price, inventory and certifications: N Male to N Male Right Angle Low Loss Test Cable 48 Inch Length Using ET38354 Coax, RoHS ET28590

8th Floor, Building 1, Yongfu Science and Technology Center Industrial Park,
Nanzha District 5, Humen,523900, Dongguan, Guangdong, China.

Webstie:www.ebeestock.com Email:sales@ebeestock.com

© 2022 Ebeestock Enterprises All Rights Reserved

N Male to N Male Right Angle Low Loss Test Cable 48 Inch Length Using ET38354 Coax

# RF Cable Assemblies Technical Data Sheet

**ET28590**

| | | | | | | |
|---|---|---|---|---|---|---|
| Insertion Loss (Typ.) | 0.4 | 0.48 | 0.6 | 0.8 | 1.08 | dB |
| Power Handling (Max.) | 1,800 | 1,200 | 900 | 650 | 400 | Watts |

## Mechanical Specifications

**Cable Assembly**

| | |
|---|---|
| Length* | 48 in [121.92 cm] |
| Diameter | 0.82 in [20.83 mm] |

**Cable**

| | |
|---|---|
| Cable Type | ET38354 |
| Impedance | 50 Ohms |
| Inner Conductor Type | Solid |
| Inner Conductor Material and Plating | Copper, Silver |
| Dielectric Type | PTFE |
| Number of Shields | 3 |
| Shield Layer 1 | Silver Plated Copper Tape |
| Shield Layer 2 | Aluminum Polyester |
| Shield Layer 3 | Silver Plated Copper Wire |
| Jacket Material | FEP, Green |
| Jacket Diameter | 0.3 in [7.62 mm] |
| Repeated Minimum Bend Radius | 1.5 in [38.1 mm] |

**Connectors**

| Description | Connector 1 | Connector 2 |
|---|---|---|
| Type | N Male | N Male Right Angle |
| Impedance | 50 Ohms | 50 Ohms |
| Mating Cycles | 500 | 500 |
| Contact Material and Plating | Beryllium Copper, Gold | Beryllium Copper, Gold |
| Contact Plating Specification | 50 µin minimum | ASTM-B488 |
| Dielectric Type | PTFE | PTFE |
| Body Material and Plating | Passivated Stainless Steel | Passivated Stainless Steel |
| Body Plating Specification | SAE-AMS-2700 | SAE-AMS-2700 |
| Coupling Nut Material and Plating | Passivated Stainless Steel | Passivated Stainless Steel |
| Coupling Nut Plating Specification | SAE-AMS-2700 | SAE-AMS-2700 |
| Hex Size | 3/4 inch | 3/4 inch |

Mechanical Specification Notes:
*All cable assemblies have a length tolerance of 1.5% or ± 3/8", whichever is greater.

Click the following link (or enter part number in "SEARCH" on website) to obtain additional part information including price, inventory and certifications: N Male to N Male Right Angle Low Loss Test Cable 48 Inch Length Using ET38354 Coax, RoHS ET28590

8th Floor, Building 1, Yongfu Science and Technology Center Industrial Park,
Nanzha District 5, Humen,523900, Dongguan, Guangdong, China.

Webstie:www.ebeestock.com Email:sales@ebeestock.com

© 2022 Ebeestock Enterprises All Rights Reserved

N Male to N Male Right Angle Low Loss Test Cable 48 Inch Length Using ET38354 Coax

# RF Cable Assemblies Technical Data Sheet ET28590

## Environmental Specifications

**Temperature**

| | |
|---|---|
| Operating Range | -55 to +125 deg C |

## Compliance Certifications (see product page for current document)

## Plotted and Other Data

Notes:

## How to Order

Part Number Configuration:

**ET3C3240 - xx uu**

- uu — Unit of Measure:
  - cm = Centimeters
  - <blank> = Inches
- xx — Length
- ET3C3240 — Base Number

Example: ET3C3240-12 = 12 inches long cable
ET3C3240-100cm = 100 cm long cable

N Male to N Male Right Angle Low Loss Test Cable 48 Inch Length Using ET38354 Coax, RoHS from Ebeestock Enterprises has same day shipment for domestic and International orders. Our RF, microwave and millimeter wave products maintain a 99% availability and are part of the broadest selection in the industry.

Click the following link (or enter part number in “SEARCH” on website) to obtain additional part information including price, inventory and certifications: N Male to N Male Right Angle Low Loss Test Cable 48 Inch Length Using ET38354 Coax, RoHS ET28590

**URL:** https://www.ebeestock.com/n-male-to-n-male-right-angle-low-loss-test-cable-12-inch-length-using-pe-p300ll-coax-0028587

The information contained in this document is accurate to the best of our knowledge and representative of the part described herein. It may be necessary to make modifications to the part and/or the documentation of the part, in order to implement improvements. Ebeestock reserves the right to make such changes as required. Unless otherwise stated, all specifications are nominal. Ebeestock does not make any representation or warranty regarding the suitability of the part described herein for any particular purpose, and Ebeestock does not assume any liability arising out of the use of any part or documentation.

8th Floor, Building 1, Yongfu Science and Technology Center Industrial Park,
Nanzha District 5, Humen,523900, Dongguan, Guangdong, China.

Webstie:www.ebeestock.com Email:sales@ebeestock.com

© 2022 Ebeestock Enterprises All Rights Reserved

# ET28590 CAD Drawing

N Male to N Male Right Angle Low Loss Test Cable 48 Inch Length Using ET38354 Coax, RoHS

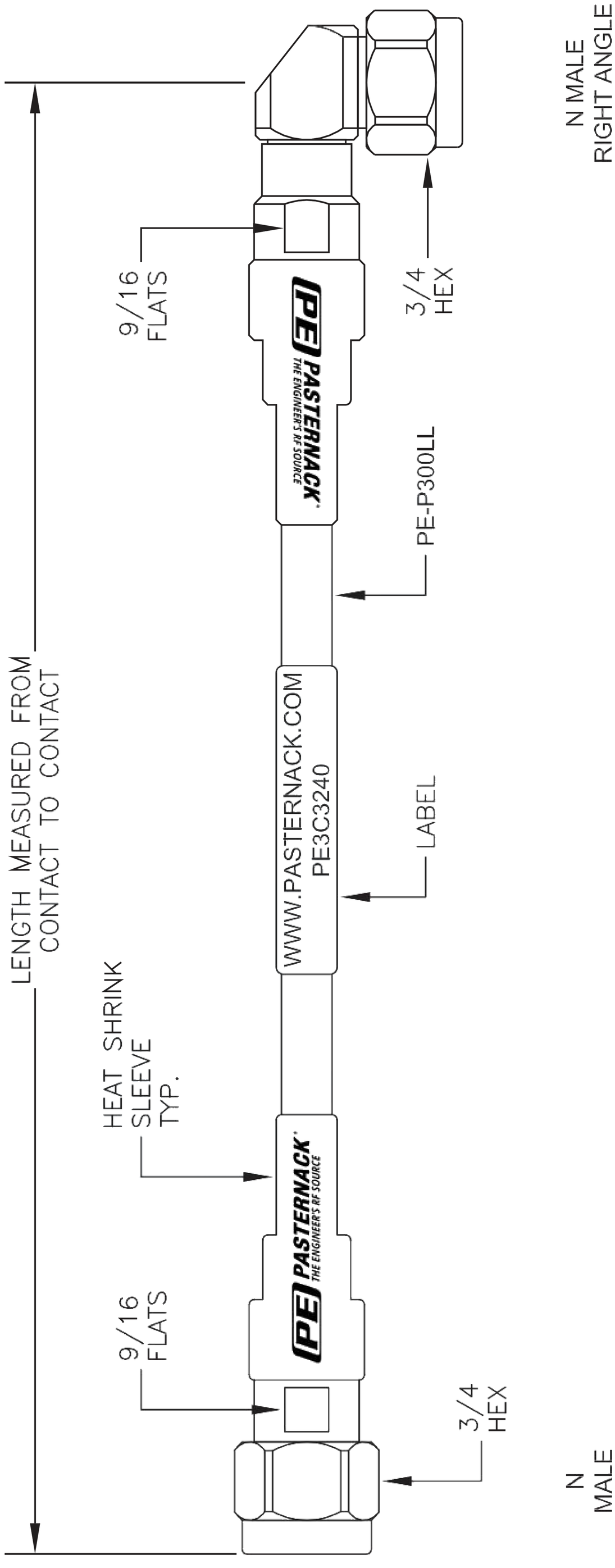


" OR SHORTER TO BE CENTERED. 48" OR LONGER WILL BE 12" AWAY FROM CONNECTOR.

NOTES:
1. UNLESS OTHERWISE SPECIFIED ALL DIMENSIONS ARE NOMINAL.
2. ALL SPECIFICATIONS ARE SUBJECT TO CHANGE WITHOUT NOTICE AT ANY TIME.
3. DIMENSIONS ARE IN INCHES [mm].
4. LENGTH TOLERANCE IS ± 1.5% OR 3/8", WHICHEVER IS GREATER.

DWG TITLE
**PE C3240**

FSCM NO. 53919

CAD FILE 062016

SCALE N/A

SIZE A

2233

ebeestock
Ebeestock.com
8th Floor, Building 1, Yongfu Science and Technology Center Industrial Park, Nanzha District 5, Humen,523900, Dongguan, Guangdong, China.
Webstie: www.ebeestock.com Email: sales@ebeestock.com

© 2022 Ebeestock Enterprises All Rights Reserved