



# SSMC Jack Bulkhead to TNC Male Cable 72 Inch Length Using Coax

## RF Cable Assemblies Technical Data Sheet

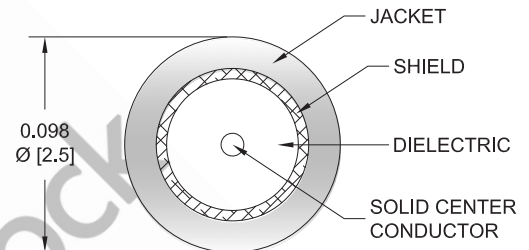
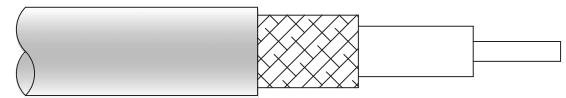
**ET32912**

### Configuration

- Connector 1: SSMC Jack Bulkhead
- Connector 2: TNC Male

### Features

- SSMC Cable Assembly Max. Operating Frequency of 6 GHz
- Small SSMC cable connection form factor (50% smaller than SMA, radially)
- Reliable threaded coupling
- In stock and ready to ship



### Applications

- SSMC Cable General Purpose Test
- Data Acquisition Systems
- A/D Conversion Systems
- Ultra Wideband Digital Receivers
- Software defined radio (SDR)

### Description

Ebeestock's SSMC cable assemblies are part of our full line of RF components available for same-day shipping. These SSMC cable assemblies are designed to connect SSMC system components and test connections, delivering signal frequencies as high as 12.4 GHz. Our family of SSMC cables can also be used to connect SSMC ports on data acquisition systems, A/D modules or SSMC coax patch panels. If none of our standard options fit your application, you can specify your own custom SSMC cable assembly using Ebeestock's online Cable Creator.

Our SSMC cable assembly datasheet specifications and drawing with dimensions are shown below in this PDF. Ebeestock's broad catalog of RF, microwave and millimeter wave cable assemblies allow designers to configure and customize their signal connections however they like. Whether the need is to provide SSMC cabling for a data acquisition system, or simply create a custom cable assembly configuration, Ebeestock has the right cable assemblies for the job. Ebeestock can also expertly build custom cable assemblies for you and arrange fast shipping.

### Electrical Specifications

Description	Minimum	Typical	Maximum	Units
Frequency Range	DC		6	GHz
Velocity of Propagation		69.5		%
RF Shielding	100			dB
Group Delay		1.43 [4.69]		ns/ft [ns/m]
Capacitance		29 [95.14]		pF/ft [pF/m]
DC Resistance Inner Conductor		65.7 [215.55]		$\Omega$ /1000ft [ $\Omega$ /Km]
DC Resistance Outer Conductor		10.2 [33.46]		$\Omega$ /1000ft [ $\Omega$ /Km]



SSMC Jack Bulkhead to TNC Male Cable 72 Inch  
Length Using PE-SR405FLJ Coax

RF Cable Assemblies Technical Data Sheet

**ET32912**

**Specifications by Frequency**

Description	F1	F2	F3	F4	F5	Units
Frequency	0.5	1	2.5	6		GHz
Insertion Loss (Max.)	1.1	1.58	2.36	3.86		dB

**Mechanical Specifications**

**Cable Assembly**

Length\* 72 in [182.88 cm]  
Diameter 0.591 in [15.01 mm]

**Cable**

Cable Type  
Impedance 50 Ohms  
Inner Conductor Type Solid  
Inner Conductor Material and Plating Copper Clad Steel, Silver  
Dielectric Type PTFE  
Number of Shields 1  
Outer Conductor Material and Plating Tinned Copper Composite Braid  
Jacket Material FEP, Black  
Jacket Diameter 0.105 in [2.67 mm]  
  
One Time Minimum Bend Radius 0.5 in [12.7 mm]  
Repeated Minimum Bend Radius 0.787 in [19.99 mm]



# SSMC Jack Bulkhead to TNC Male Cable 72 Inch Length Using Coax

## RF Cable Assemblies Technical Data Sheet

**ET32912**

### Connectors

Description	Connector 1	Connector 2
Type	SSMC Jack Bulkhead	TNC Male
Impedance	50 Ohms	50 Ohms
Mating Cycles	500	
Contact Material and Plating	Beryllium Copper, Gold	Brass, Gold over Nickel
Contact Plating Specification	MIL-G-45204	
Dielectric Type	Teflon	PTFE
Outer Conductor Material and Plating	Beryllium Copper, Gold	
Outer Conductor Plating Specification	MIL-G-45204	
Body Material and Plating	Beryllium Copper, Gold	Brass, Nickel
Body Plating Specification	MIL-G-45204	
Coupling Nut Material and Plating		Brass, Nickel
Torque	1.75 in-lbs [0.2 Nm]	

#### Mechanical Specification Notes:

\*All cable assemblies have a length tolerance of 1.5% or  $\pm 3/8"$ , whichever is greater.

#### Compliance Certifications (see [product page](#) for current document)

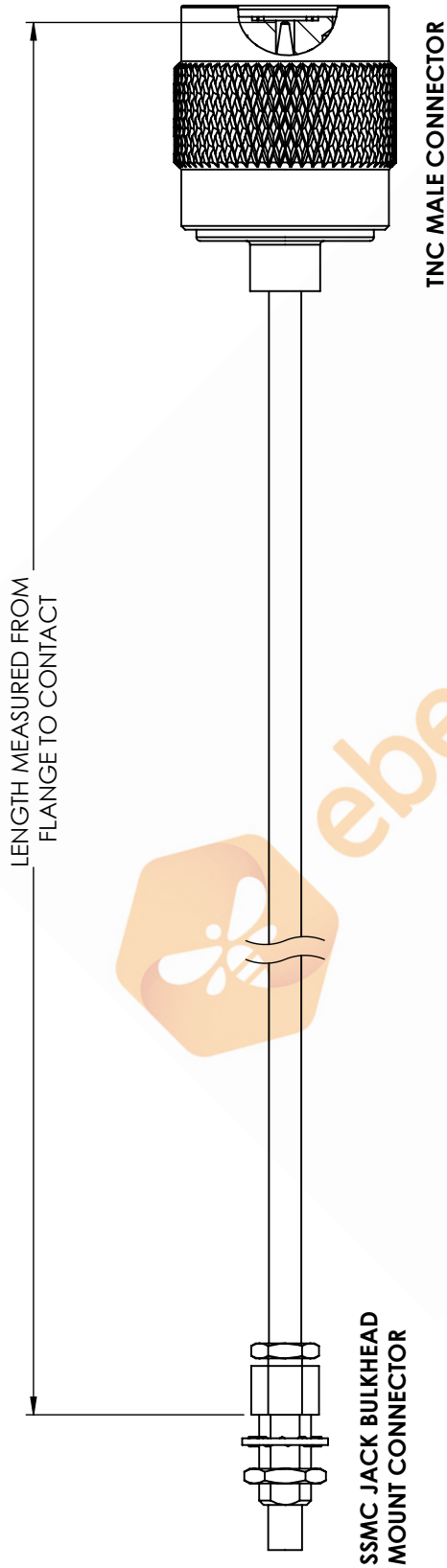
#### Plotted and Other Data

Notes:



# ET32912 CAD Drawing

SSMC Jack Bulkhead to TNC Male Cable 72 Inch Length Using Coax



STANDARD TOLERANCES

- .X ±0.2
- .XX ±0.01
- .XXX ±0.005

\*STANDARD TOLERANCES APPLY ONLY TO DIMENSIONS IN INCHES



8TH FLOOR, BUILDING 1,  
YONGFU SCIENCE AND TECHNOLOGY  
CENTER INDUSTRIAL PARK, NANZHA DISTRICT  
5, HUMEN, 523900, DONGGUAN, GUANGDONG, CHINA  
WEBSITE: [www.ebeestock.com](http://www.ebeestock.com)  
EMAIL: [sales@ebeestock.com](mailto:sales@ebeestock.com)

DWG TITLE

ET32912

CAGE CODE 53919

NOTES:  
1. UNLESS OTHERWISE SPECIFIED ALL DIMENSIONS ARE NOMINAL.  
2. ALL SPECIFICATIONS ARE SUBJECT TO CHANGE WITHOUT NOTICE AT ANY TIME  
3. DIMENSIONS ARE IN INCHES [mm].

CAD FILE 09/13/17

SCALE N/A

SIZE A

CN2245